


Catalogue 2016 -2017





Artecta, The Art of Lighting

You are receiving the new edition of the Artecta catalogue, filled with an abundance of new and exciting products.

As the LED technology is continuously advancing, the Artecta program recognizes the need for constant improvement. That is why we keep searching for the latest novelties, without ever losing track of the most cost-effective solutions. Apart from our broad range of LED effects, Artecta offers a great variety of control possibilities. Even if you already purchased some LED lights, with our range of LED drivers, we can show you how to create easy and expandable control options depending on your budget. The expansion of our impressive LED strip range allows you to achieve the best solution for every indoor location.

Our staff can advise you on how to make your project come to life and take it to the next level. wEven if your light designer wants to make his vision a digital reality, we can provide you with all the necessary IES and LDT files. We can offer you a turnkey solution for your project. Whether you want to discuss dimmers, LED effects, power supplies or cooling, our Artecta team will guide you through the entire project of making your dreams come alive.

We know that our new catalogue will inspire you in your creative search of all the technical possibilities of your desired setup. Feel free to contact our sales department for more information.

Art meets Technology



Table of contents

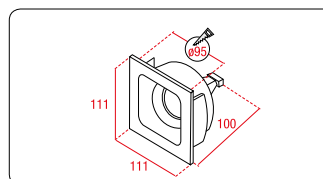
Down Lights		Moodlights	
Recessed	4	Strip light Flex	132
Surface	40	Strip light Rigid	142
Down-lights Accessories	45	Strip Light Strings	143
		Moodlights Accessories	143
Wall Lights		Accessories	
Recessed	50	LED Drivers	158
Surface	56	Powersupplies	178
		Controllers	188
		Cables & Splitters	207
Track Lights		IP Rating	208
1-Phase tracks	66		
1-Phase spots	67		
3-Phase tracks	68		
3-Phase spots	70		
Track-lights Accessories	72		
Inground Spots			
Low Voltage	75		
High Voltage	80		
Underwater Lights			
IP-68	97		
Garden and Streetlights			
24V	108		
230V	111		
Garden and streetlights Accessories	130		



Frankfurt-R A0130700

MR16

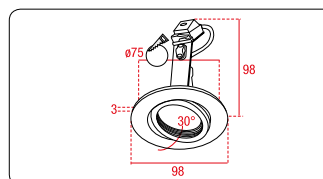
- Input voltage: GU10 – 230 VAC, GU5.3 – 12 VDC
- Power consumption: 50 W
- Dimensions: 111x111x100 mm
- Mounting depth: 100 mm
- Mounting size: Ø95 mm
- Product weight: 0.23 Kg
- IP rating: IP20
- Driver included/excluded: excluded
- Light source included/excluded: excluded
- Lamp socket: GU10, GU5.3



Aveiro-R A0130406

MR16

- Input voltage: GU10 – 230 VAC, GU5.3 – 12 VDC
- Power consumption: 50 W
- Rotation: vertical
- Dimensions: Ø98x98 mm
- Mounting depth: 98 mm
- Mounting size: Ø75 mm
- Product weight: 0.15 Kg
- IP rating: IP20
- Driver included/excluded: excluded
- Light source included/excluded: excluded
- Lamp socket: GU10, GU5.3







Manchester-R Aluminum A0130600

MR16

NEW Manchester-R White A0130610

MR16

NEW Manchester-R Black A0130620

MR16

- Input voltage: GU10 – 230 VAC, GU5.3 – 12 VDC
- Power consumption: 50 W
- Rotation: vertical
- Dimensions: Ø89x30 mm
- Mounting depth: 30 mm
- Mounting size: Ø78 mm
- Product weight: 0.19 Kg
- IP rating: IP20
- Driver included/excluded: excluded
- Light source included/excluded: excluded
- Lamp socket: GU10, GU5.3



Manchester-1 Aluminum A0130601

MR16

NEW Manchester-1 White A0130611

MR16

NEW Manchester-1 Black A0130621

MR16

- Input voltage: GU10 – 230 VAC, GU5.3 – 12 VDC
- Power consumption: 50 W
- Rotation: horizontal/vertical
- Dimensions: 86.5x86.5x65 mm
- Mounting depth: 65 mm
- Mounting size: 76x76 mm
- Product weight: 0.19 Kg
- IP rating: IP20
- Driver included/excluded: excluded
- Light source included/excluded: excluded
- Lamp socket: GU10, GU5.3



Manchester-2 Aluminum A0130602

MR16

NEW Manchester-2 White A0130612

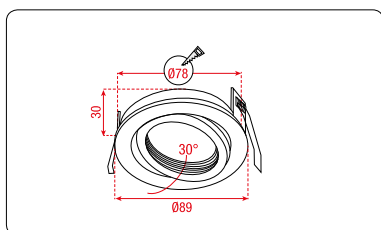
MR16

NEW Manchester-2 Black A0130622

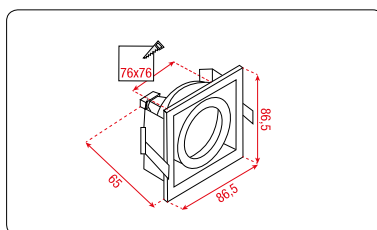
MR16

- Input voltage: 12 VDC
- Power consumption: 2x50 W
- Rotation: horizontal/vertical
- Dimensions: 173x86.5x70 mm
- Mounting depth: 70 mm
- Mounting size: 164x76 mm
- Product weight: 0.36 Kg
- IP rating: IP20
- Driver included/excluded: excluded
- Light source included/excluded: excluded
- Lamp socket: GU5.3

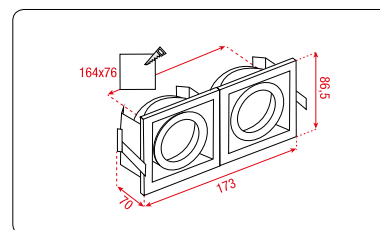
Manchester-R



Manchester-1



Manchester-2



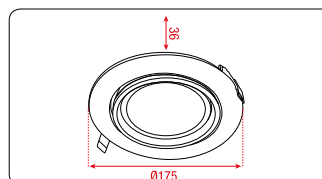




Almeria-R A0130950

111-IRC

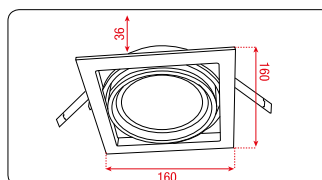
- Input voltage: 12 VDC
- Power consumption: 50 W
- Rotation: horizontal/vertical
- Dimensions: Ø175x36 mm
- Mounting depth: 36 mm
- Mounting size: Ø160 mm
- Product weight: 0.5 Kg
- IP rating: IP20
- Driver included/excluded: excluded
- Light source included/excluded: excluded



Almeria-SQ A0130951

111-IRC

- Input voltage: 12 VDC
- Power consumption: 50 W
- Rotation: horizontal/vertical
- Dimensions: 160x160x36 mm
- Mounting depth: 36 mm
- Mounting size: 153x153 mm
- Product weight: 0.55 Kg
- IP rating: IP20
- Driver included/excluded: excluded
- Light source included/excluded: excluded



NEW Girona-R 3000 K A0139807

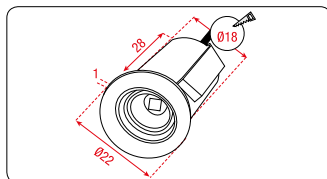
1x1 W LED

- Input voltage: CC – 350 mA
- Power consumption: 1.1 W
- Color temperature: 3000 K
- Light output: 100 Lm
- CRI: 80
- Beam angle: 30°
- Rotation: horizontal/vertical
- Dimensions: Ø32x36 mm
- Mounting depth: 36 mm
- Mounting size: Ø30 mm
- Product weight: 0.03 Kg
- IP rating: IP20
- Driver included/excluded: excluded

Iowa-1 3000 K A0139801

1x1 W LED

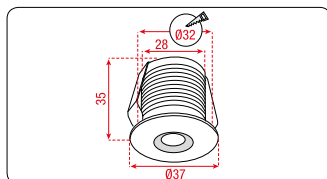
- Input voltage: CC – 350 mA
- Power consumption: 1.1 W
- Color temperature: 3000 K
- Light output: 136 Lm
- CRI: 80
- Beam angle: 70°
- Dimensions: Ø22x28 mm
- Mounting depth: 28 mm
- Mounting size: Ø18 mm
- Product weight: 0.02 Kg
- IP rating: IP54
- Driver included/excluded: excluded



Iowa-2R 3000 K A0139795

1x3 W LED

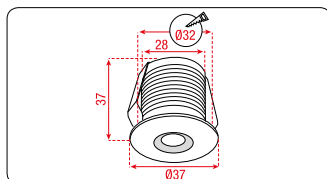
- Input voltage: CC – 700 mA
- Power consumption: 3 W
- Color temperature: 3000 K
- Light output: 167 Lm
- CRI: 80
- Beam angle: 25°
- Dimensions: Ø37x35 mm
- Mounting depth: 35 mm
- Mounting size: Ø32 mm
- Product weight: 0.1 Kg
- IP rating: IP65 front, IP44 back
- Driver included/excluded: excluded



Iowa-3R 3000 K A0139797

1x3 W LED

- Input voltage: CC – 700 mA
- Power consumption: 3 W
- Color temperature: 3000 K
- Light output: 171 Lm
- CRI: 80
- Beam angle: 45°
- Dimensions: Ø37x37 mm
- Mounting depth: 37 mm
- Mounting size: Ø32 mm
- Product weight: 0.1 Kg
- IP rating: IP65 front, IP44 back
- Driver included/excluded: excluded

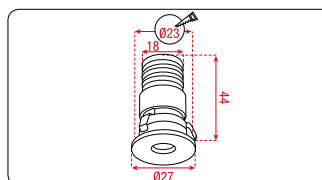




NEW Chios-2R Aluminum 3000 K A0139817

1x1 W LED

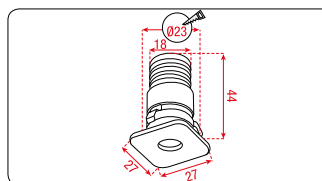
- Input voltage: CC – 350 mA
- Power consumption: 1 W
- Color temperature: 3000 K
- Light output: 95 Lm
- CRI: 80
- Beam angle: 15°
- Dimensions: Ø27x44 mm
- Mounting depth: 44 mm
- Mounting size: Ø23 mm
- Product weight: 0.05 Kg
- IP rating: IP65 front, IP40 back
- Driver included/excluded: excluded



NEW Chios-2SQ Aluminum 3000 K A0139818

1x1 W LED

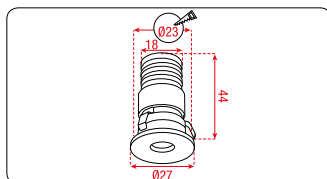
- Input voltage: CC – 350 mA
- Power consumption: 1 W
- Color temperature: 3000 K
- Light output: 95 Lm
- CRI: 80
- Beam angle: 15°
- Dimensions: 27x27x44 mm
- Mounting depth: 44 mm
- Mounting size: Ø23 mm
- Product weight: 0.05 Kg
- IP rating: IP65 front, IP40 back
- Driver included/excluded: excluded



Chios-2R White 3000 K A0139814

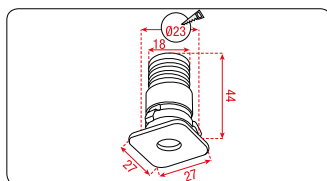
1x1 W LED

- Input voltage: CC – 350 mA
- Power consumption: 1 W
- Color temperature: 3000 K
- Light output: 95 Lm
- CRI: 80
- Beam angle: 15°
- Dimensions: Ø27x44 mm
- Mounting depth: 44 mm
- Mounting size: Ø23 mm
- Product weight: 0.05 Kg
- IP rating: IP65 front, IP40 back
- Driver included/excluded: excluded

**Chios-2SQ White 3000 K A0139815**

1x1 W LED

- Input voltage: CC – 350 mA
- Power consumption: 1 W
- Color temperature: 3000 K
- Light output: 95 Lm
- CRI: 80
- Beam angle: 15°
- Dimensions: 27x27x44 mm
- Mounting depth: 44 mm
- Mounting size: Ø23 mm
- Product weight: 0.05 Kg
- IP rating: IP65 front, IP40 back
- Driver included/excluded: excluded



Down-lights

Recessed

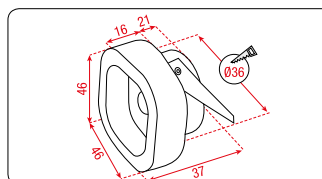
ARTECTA



Only-25R 3000 K A0139820

1x3 W LED


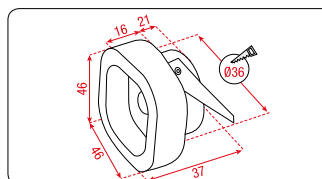
- Input voltage: CC – 700 mA
- Power consumption: 3 W
- Color temperature: 3000 K
- Light output: 163 Lm
- CRI: 80
- Beam angle: 15°
- Dimensions: 46x46x37 mm
- Mounting depth: 37 mm
- Mounting size: Ø36 mm
- Product weight: 0.07 Kg
- IP rating: IP40
- Driver included/excluded: excluded



Only-40R 3000 K A0139821

1x3 W LED

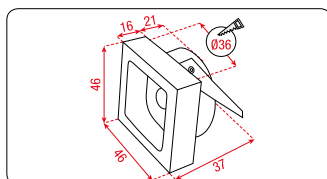
- Input voltage: CC – 700 mA
- Power consumption: 3 W
- Color temperature: 3000 K
- Light output: 153 Lm
- CRI: 80
- Beam angle: 20°
- Dimensions: 46x46x37 mm
- Mounting depth: 37 mm
- Mounting size: Ø36 mm
- Product weight: 0.07 Kg
- IP rating: IP40
- Driver included/excluded: excluded



Orly-25SQ 3000 K A0139825

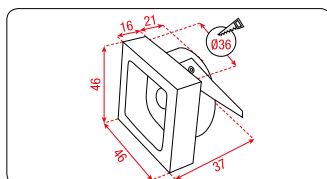
1x3 W LED

- Input voltage: CC – 700 mA
- Power consumption: 3 W
- Color temperature: 3000 K
- Light output: 146 Lm
- CRI: 80
- Beam angle: 15°
- Dimensions: 46x46x37 mm
- Mounting depth: 37 mm
- Mounting size: Ø36 mm
- Product weight: 0.09 Kg
- IP rating: IP40
- Driver included/excluded: excluded

**Orly-40SQ 3000 K A0139826**

1x3 W LED

- Input voltage: CC – 700 mA
- Power consumption: 3 W
- Color temperature: 3000 K
- Light output: 161 Lm
- CRI: 80
- Beam angle: 20°
- Dimensions: 46x46x37 mm
- Mounting depth: 37 mm
- Mounting size: Ø36 mm
- Product weight: 0.09 Kg
- IP rating: IP40
- Driver included/excluded: excluded

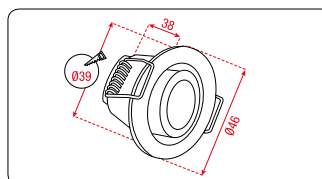




Montreal-46 3000 K A0139846

1x1 W LED

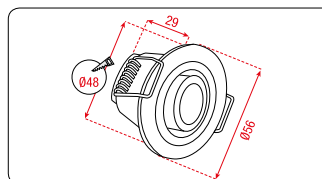
- Input voltage: CC – 350 mA
- Power consumption: 1.2 W
- Color temperature: 3000 K
- Light output: 80 Lm
- CRI: 80
- Beam angle: 15°
- Rotation: vertical
- Dimensions: Ø46x38 mm
- Mounting depth: 38 mm
- Mounting size: Ø39 mm
- Product weight: 0.04 Kg
- IP rating: IP20
- Driver included/excluded: excluded



Montreal-56 3000 K A0139856

1x1 W LED

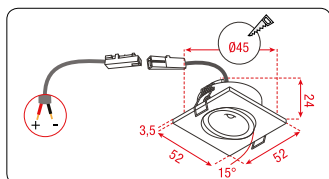
- Input voltage: CC – 350 mA
- Power consumption: 1.2 W
- Color temperature: 3000 K
- Light output: 80 Lm
- CRI: 80
- Beam angle: 15°
- Rotation: horizontal/vertical
- Dimensions: Ø56x29 mm
- Mounting depth: 29 mm
- Mounting size: Ø48 mm
- Product weight: 0.06 Kg
- IP rating: IP20
- Driver included/excluded: excluded



Fortaleza-1SQ Turn 3000 K A0139530

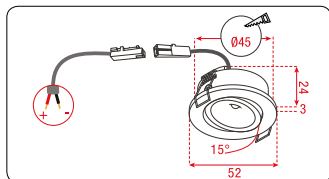
1x3 W LED

- Input voltage: CC – 700 mA
- Power consumption: 3 W
- Color temperature: 3000 K
- Light output: 189 Lm
- CRI: 80
- Beam angle: 104°
- Rotation: vertical
- Dimensions: 52x52x24 mm
- Mounting depth: 24 mm
- Mounting size: Ø45 mm
- Product weight: 0.07 Kg
- IP rating: IP20
- Driver included/excluded: excluded

**Fortaleza-1R Turn 3000 K A0139540**

1x3 W LED

- Input voltage: CC – 700 mA
- Power consumption: 3 W
- Color temperature: 3000 K
- Light output: 211 Lm
- CRI: 80
- Beam angle: 112°
- Rotation: vertical
- Dimensions: Ø52x24 mm
- Mounting depth: 24 mm
- Mounting size: Ø45 mm
- Product weight: 0.07 Kg
- IP rating: IP20
- Driver included/excluded: excluded

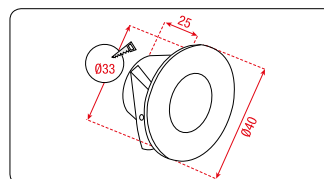




Halifax-40 3000 K A0139940

1x1 W LED

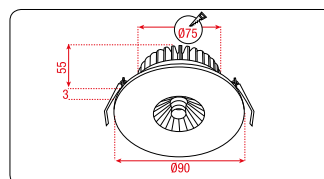
- Input voltage: CC – 350 mA
- Power consumption: 1.2 W
- Color temperature: 3000 K
- Light output: 80 Lm
- CRI: 80
- Beam angle: 15°
- Dimensions: Ø40x25 mm
- Mounting depth: 25 mm
- Mounting size: Ø33 mm
- Product weight: 0.03 Kg
- IP rating: IP20
- Driver included/excluded: excluded



Halifax-90 3000 K A0139993

1x6 W LED

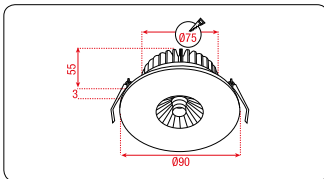
- Input voltage: CC – 350 mA
- Power consumption: 7 W
- Color temperature: 3000 K
- Light output: 474 Lm
- CRI: 80
- Beam angle: 38°
- Dimensions: Ø90x55 mm
- Mounting depth: 55 mm
- Mounting size: Ø75 mm
- Product weight: 0.24 Kg
- IP rating: IP20
- Driver included/excluded: excluded



Halifax-90 4000 K A0139994

1x6 W LED

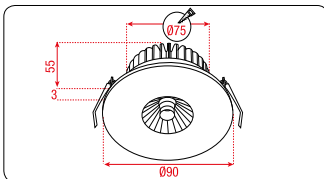
- Input voltage: CC – 350 mA
- Power consumption: 7 W
- Color temperature: 4000 K
- Light output: 575 Lm
- CRI: 80
- Beam angle: 38°
- Dimensions: Ø90x55 mm
- Mounting depth: 55 mm
- Mounting size: Ø75 mm
- Product weight: 0.24 Kg
- IP rating: IP20
- Driver included/excluded: excluded



Halifax-90 6000 K A0139995

1x6 W LED

- Input voltage: CC – 350 mA
- Power consumption: 7 W
- Color temperature: 6000 K
- Light output: 600 Lm
- CRI: 80
- Beam angle: 38°
- Dimensions: Ø90x55 mm
- Mounting depth: 55 mm
- Mounting size: Ø75 mm
- Product weight: 0.24 Kg
- IP rating: IP20
- Driver included/excluded: excluded

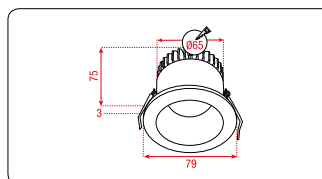




Frose-1R 3000 K A0139603

1x6 W LED

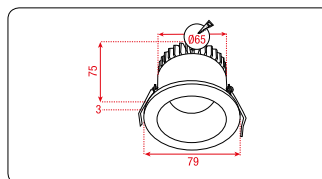
- Input voltage: CC – 350 mA
- Power consumption: 7 W
- Color temperature: 3000 K
- Light output: 1088 Lm
- CRI: 80
- Beam angle: 38°
- Dimensions: Ø79x78 mm
- Mounting depth: 78 mm
- Mounting size: Ø65 mm
- Product weight: 0.25 Kg
- IP rating: IP20
- Driver included/excluded: excluded



Frose-2R S 3000 K A0139604

1x6 W LED

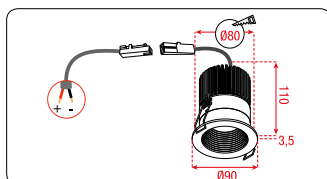
- Input voltage: CC – 350 mA
- Power consumption: 7 W
- Color temperature: 3000 K
- Light output: 1055 Lm
- CRI: 80
- Beam angle: 28°
- Dimensions: Ø79x78 mm
- Mounting depth: 78 mm
- Mounting size: Ø65 mm
- Product weight: 0.25 Kg
- IP rating: IP20
- Driver included/excluded: excluded



Frose-2R M 3000 K A0139605

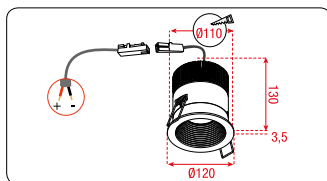
1x11 W LED

- Input voltage: CC – 500 mA
- Power consumption: 11 W
- Color temperature: 3000 K
- Light output: 1869 Lm
- CRI: 80
- Beam angle: 32°
- Dimensions: Ø90x110 mm
- Mounting depth: 110 mm
- Mounting size: Ø80 mm
- Product weight: 0.5 Kg
- IP rating: IP40
- Driver included/excluded: excluded

**Frose-2R XL 3000 K A0139606**

1x15 W LED

- Input voltage: CC – 700 mA
- Power consumption: 15 W
- Color temperature: 3000 K
- Light output: 1920 Lm
- CRI: 80
- Beam angle: 32°
- Dimensions: Ø120x130 mm
- Mounting depth: 130 mm
- Mounting size: Ø110 mm
- Product weight: 0.6 Kg
- IP rating: IP40
- Driver included/excluded: excluded

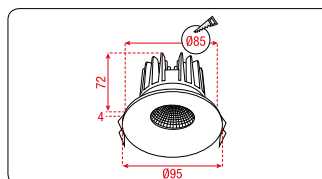




Unna-85R 3000 K A0137011

1x12 W COB LED

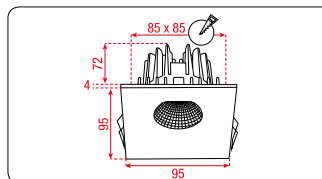
- Input voltage: CC – 350 mA
- Power consumption: 13 W
- Color temperature: 3000 K
- Light output: 887 Lm
- CRI: 80
- Beam angle: 40°
- Dimensions: Ø95x72 mm
- Mounting depth: 72 mm
- Mounting size: Ø85 mm
- Product weight: 0.28 Kg
- IP rating: IP65
- Driver included/excluded: excluded




Unna-85SQ 3000 K A0137012

1x12 W COB LED

- Input voltage: CC – 350 mA
- Power consumption: 13 W
- Color temperature: 3000 K
- Light output: 1048 Lm
- CRI: 80
- Beam angle: 40°
- Dimensions: 95x95x72 mm
- Mounting depth: 72 mm
- Mounting size: 85x85 mm
- Product weight: 0.28 Kg
- IP rating: IP65
- Driver included/excluded: excluded



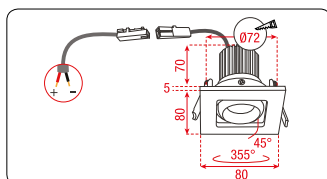




NEW Tours-6W 3000K A0139616

1x6 W COB LED

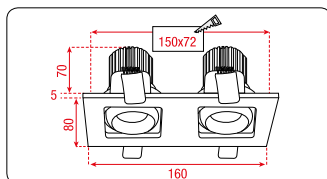
- Input voltage: CC – 350 mA
- Power consumption: 7 W
- Color temperature: 3000 K
- Light output: 1215 Lm
- CRI: 80
- Beam angle: 40°
- Rotation: vertical
- Dimensions: 80x80x70 mm
- Mounting depth: 70 mm
- Mounting size: Ø72 mm
- Product weight: 0.25 Kg
- IP rating: IP20
- Driver included/excluded: excluded



NEW Tours-12W 3000K A0139617

2x6 W COB LED

- Input voltage: CC – 350 mA
- Power consumption: 14 W
- Color temperature: 3000 K
- Light output: 1528 Lm
- CRI: 80
- Beam angle: 40°
- Rotation: vertical
- Dimensions: 160x80x70 mm
- Mounting depth: 70 mm
- Mounting size: 150x72 mm
- Product weight: 0.50 Kg
- IP rating: IP20
- Driver included/excluded: excluded

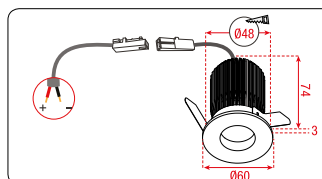




Encanta-7R 3000 K A0139550

1x7 W COB LED

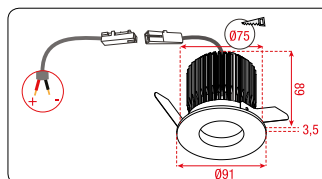
- Input voltage: CC – 350 mA
- Power consumption: 7 W
- Color temperature: 3000 K
- Light output: 1048 Lm
- CRI: 80
- Beam angle: 40°
- Dimensions: Ø60x74 mm
- Mounting depth: 74 mm
- Mounting size: Ø48 mm
- Product weight: 0.20 Kg
- IP rating: IP40
- Driver included/excluded: excluded



Encanta-14R 3000 K A0139555

1x14 W COB LED

- Input voltage: CC – 500 mA
- Power consumption: 15 W
- Color temperature: 3000 K
- Light output: 1058 Lm
- CRI: 90
- Beam angle: 38°
- Dimensions: Ø91x89 mm
- Mounting depth: 89 mm
- Mounting size: Ø75 mm
- Product weight: 0.35 Kg
- IP rating: IP54
- Driver included/excluded: excluded



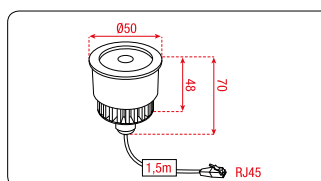




Vigo Spot 3/1 RGB A0139503

1x3 W 3-in-1 LED MR-16

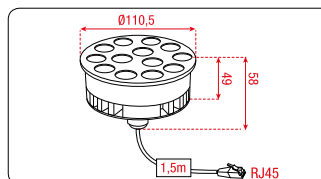
- Input voltage: CC - 350 mA
- Power consumption: 3.2 W
- LED color: RGB
- Light output: R – 55 Lm, G – 99 Lm, B – 38 Lm, RGB – 166 Lm
- Beam angle: 16°
- Dimensions: Ø50x70 mm
- Mounting depth: 82 mm
- Mounting sizes: depending on frame
- Product weight: 0.17 Kg
- IP rating: IP20
- Driver included/excluded: excluded



Vigo Spot 12 RGB A0139507

12x1 W LED AR111

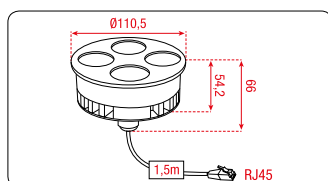
- Input voltage: CC - 350 mA
- Power consumption: 13 W
- LED color: RGB
- Light output: R – 158 Lm, G – 303 Lm, B – 78 Lm, RGB – 518 Lm
- Beam angle: 31°
- Dimensions: Ø110.5x58 mm
- Mounting depth: 58 mm
- Mounting sizes: depending on frame
- Product weight: 0.65 Kg
- IP rating: IP20
- Driver included/excluded: excluded



Vigo Spot 4 RGB A0139508

4x3 W 3-in-1 LED AR111

- Input voltage: CC - 350 mA
- Power consumption: 13,5 W
- LED color: RGB
- Light output: R – 185 Lm, G – 300 Lm, B – 101 Lm, RGB – 510 Lm
- Beam angle: 16°
- Dimensions: Ø110.5x66 mm
- Mounting depth: 66 mm
- Mounting sizes: depending on frame
- Product weight: 0.65 Kg
- IP rating: IP20
- Driver included/excluded: excluded



Down-lights

Recessed

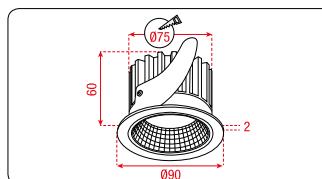
ARTECTA



Eindhoven-75RW 3000 K A0135002

COB LED

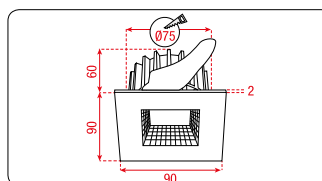
- Input voltage: 230 VAC
- Power consumption: 9 W
- Color temperature: 3000 K
- Light output: 400 Lm
- CRI: 80
- Beam angle: 60°
- Dimensions: Ø90x60 mm
- Mounting depth: 60 mm
- Mounting size: Ø75 mm
- Product weight: 0.32 Kg
- IP rating: IP44
- Driver included/excluded: included



Eindhoven-75SQW 3000 K A0135052

COB LED

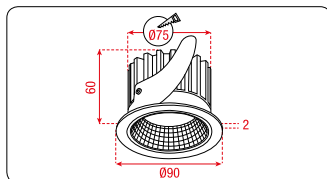
- Input voltage: 230 VAC
- Power consumption: 9 W
- Color temperature: 3000 K
- Light output: 400 Lm
- CRI: 80
- Beam angle: 60°
- Dimensions: 90x90x60 mm
- Mounting depth: 60 mm
- Mounting size: Ø75 mm
- Product weight: 0.32 Kg
- IP rating: IP44
- Driver included/excluded: included



Eindhoven-75RW 2700 K A0135072

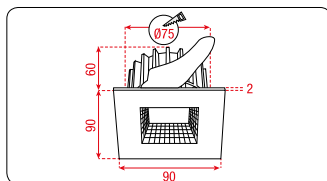
COB LED

- Input voltage: 230 VAC
- Power consumption: 11 W
- Color temperature: 2700 K
- Light output: 600 Lm
- CRI: 80
- Beam angle: 60°
- Dimensions: Ø90x60 mm
- Mounting depth: 60 mm
- Mounting size: Ø75 mm
- Product weight: 0.32 Kg
- IP rating: IP44
- Driver included/excluded: included

**Eindhoven-75SQW 2700 K A0135092**

COB LED

- Input voltage: 230 VAC
- Power consumption: 11 W
- Color temperature: 2700 K
- Light output: 600 Lm
- CRI: 80
- Beam angle: 60°
- Dimensions: 90x90x60 mm
- Mounting depth: 60 mm
- Mounting size: Ø75 mm
- Product weight: 0.32 Kg
- IP rating: IP44
- Driver included/excluded: included

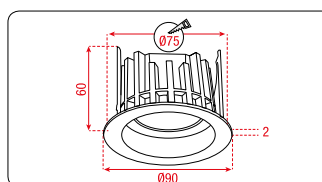




Eindhoven-85RW 3000 K A0135102

COB LED

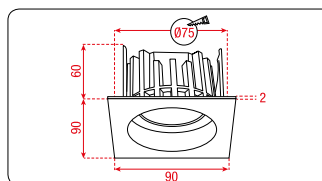
- Input voltage: 230 VAC
- Power consumption: 9 W
- Color temperature: 3000 K
- Light output: 400 Lm
- CRI: 80
- Beam angle: 60°
- Dimensions: Ø90x60 mm
- Mounting depth: 60 mm
- Mounting size: Ø75 mm
- Product weight: 0.32 Kg
- IP rating: IP44
- Driver included/excluded: included



Eindhoven-85SQW 3000 K A0135152

COB LED

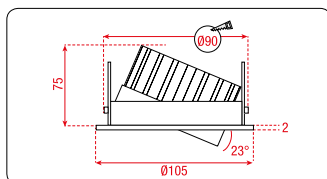
- Input voltage: 230 VAC
- Power consumption: 9 W
- Color temperature: 3000 K
- Light output: 400 Lm
- CRI: 80
- Beam angle: 60°
- Dimensions: 90x90x60 mm
- Mounting depth: 60 mm
- Mounting size: Ø75 mm
- Product weight: 0.32 Kg
- IP rating: IP44
- Driver included/excluded: included



Eindhoven-85RW Turn 3000 K A0135192

COB LED

- Input voltage: 230 VAC
- Power consumption: 12 W
- Color temperature: 3000 K
- Light output: 600 Lm
- CRI: 80
- Beam angle: 60°
- Rotation: vertical
- Dimensions: Ø105x60 mm
- Mounting depth: 75 mm
- Mounting size: Ø90 mm
- Product weight: 0.4 Kg
- IP rating: IP20
- Driver included/excluded: included

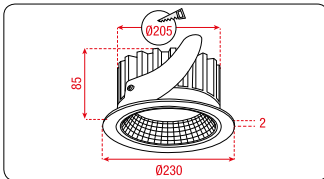




Eindhoven-185RW 3000 K A0135012

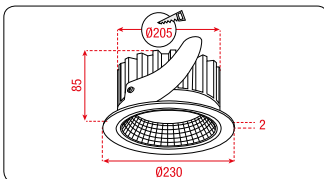
COB LED

- Input voltage: 230 VAC
- Power consumption: 21 W
- Color temperature: 3000 K
- Light output: 1110 Lm
- CRI: 80
- Beam angle: 80°
- Dimensions: Ø230x85 mm
- Mounting depth: 85 mm
- Mounting size: Ø205 mm
- Product weight: 1.25 Kg
- IP rating: IP44
- Driver included/excluded: included

**Eindhoven-185RW 4000 K A0135022**

COB LED

- Input voltage: 230 VAC
- Power consumption: 21 W
- Color temperature: 4000 K
- Light output: 1250 Lm
- CRI: 80
- Beam angle: 80°
- Dimensions: Ø230x85 mm
- Mounting depth: 85 mm
- Mounting size: Ø205 mm
- Product weight: 1.25 Kg
- IP rating: IP44
- Driver included/excluded: included



Down-lights

Recessed


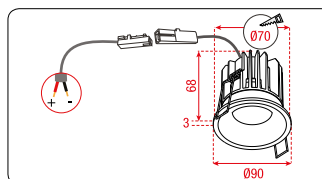
ARTECTA



Jales-R 3000 K A0139525

1x15 W COB LED


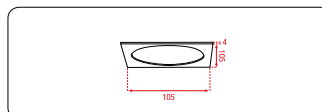
- Input voltage: CC – 700 mA
- Power consumption: 15 W
- Color temperature: 3000 K
- Light output: 1930 Lm
- CRI: 80
- Beam angle: 32°
- Dimensions: Ø90x68 mm
- Mounting depth: 68 mm
- Mounting size: Ø70 mm
- Product weight: 0.26 Kg
- IP rating: IP20
- Driver included/excluded: excluded



Jales-SQ 1 A0139580

Square frame Single Jales-R A0139525

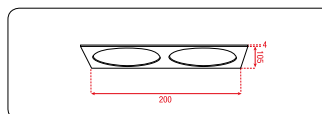
- Dimensions: 105x105x4 mm
- Product weight: 0.06 Kg



Jales-SQ 2 A0139585

Square Frame Double Jales-R A0139525

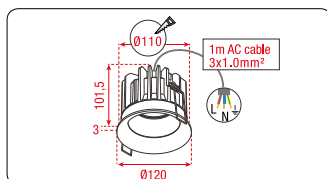
- Dimensions: 200x105x4 mm
- Product weight: 0.1 Kg



Largo-R 2700 K A0139520

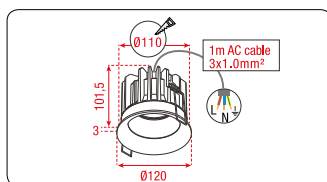
1x11 W COB LED

- Input voltage: 230 VAC
- Power consumption: 12 W
- Color temperature: 2700 K
- Light output: 900 Lm
- CRI: 80
- Beam angle: 70°
- Dimensions: Ø120x102 mm
- Mounting depth: 102 mm
- Mounting size: Ø110 mm
- Product weight: 0.9 Kg
- IP rating: IP20
- Driver included/excluded: included

**Largo-R 3000 K A0139521**


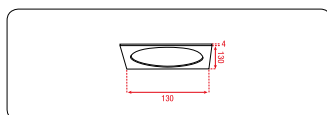
1x11 W COB LED

- Input voltage: 230 VAC
- Power consumption: 12 W
- Color temperature: 3000 K
- Light output: 900 Lm
- CRI: 80
- Beam angle: 70°
- Dimensions: Ø120x102 mm
- Mounting depth: 102 mm
- Mounting size: Ø110 mm
- Product weight: 0.9 Kg
- IP rating: IP20
- Driver included/excluded: included

**Largo-SQ 1 A0139570**


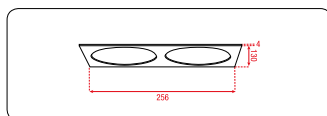
Square Frame Single A0139520 & A0139521

- Dimensions: 130x130x4 mm
- Product weight: 0.06 Kg

**Largo-SQ 2 A0139575**

Square Frame Double A0139520 & A0139521

- Dimensions: 256x130x4 mm
- Product weight: 0.1 Kg





Mainz-R140 2700 K A0135140

1x10 W COB LED

- Input voltage: 230 VAC
- Power consumption: 12 W
- Color temperature: 2700 K
- Light output: 845 Lm
- CRI: 80
- Beam angle: 60°
- Dimensions: Ø140x100 mm
- Mounting depth: 100 mm
- Mounting size: Ø125 mm
- Product weight: 0.5 Kg
- IP rating: IP44
- Driver included/excluded: included



Mainz-R160 3000 K A0135160

1x14 W COB LED

- Input voltage: 230 VAC
- Power consumption: 15 W
- Color temperature: 3000 K
- Light output: 1100 Lm
- CRI: 80
- Beam angle: 50°
- Dimensions: Ø160x120 mm
- Mounting depth: 120 mm
- Mounting size: Ø155 mm
- Product weight: 0.8 Kg
- IP rating: IP44
- Driver included/excluded: included

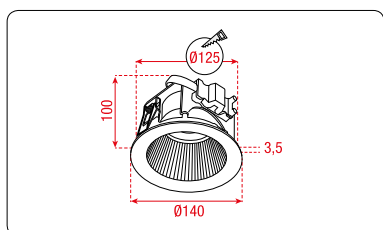


Mainz-R190 3000 K A0135190

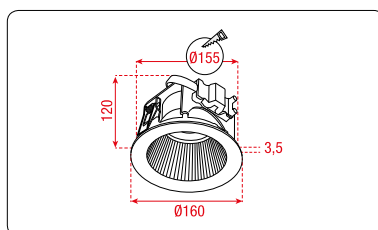
1x28 W COB LED

- Input voltage: 230 VAC
- Power consumption: 30 W
- Color temperature: 3000 K
- Light output: 2000 Lm
- CRI: 80
- Beam angle: 45°
- Dimensions: Ø190x130 mm
- Mounting depth: 130 mm
- Mounting size: Ø185 mm
- Product weight: 1 Kg
- IP rating: IP44
- Driver included/excluded: included

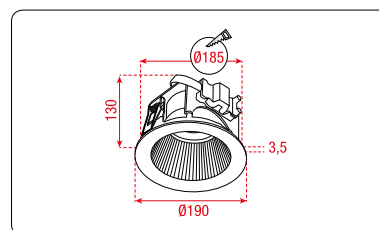
Mainz-R140 2700 K



Mainz-R160 3000 K



Mainz-R190 3000 K







Mainz-SQ130 2700 K A0135230

1x10 W COB LED

- Input voltage: 230 VAC
- Power consumption: 11 W
- Color temperature: 2700 K
- Light output: 775 Lm
- CRI: 80
- Beam angle: 68°
- Dimensions: 130x130x100 mm
- Mounting depth: 100 mm
- Mounting size: 118x118 mm
- Product weight: 0.7 Kg
- IP rating: IP44
- Driver included/excluded: included



Mainz-SQ155 3000 K A0135250

1x14 W COB LED

- Input voltage: 230 VAC
- Power consumption: 15 W
- Color temperature: 3000 K
- Light output: 1100 Lm
- CRI: 80
- Beam angle: 76°
- Dimensions: 155x155x120 mm
- Mounting depth: 120 mm
- Mounting size: 138x138 mm
- Product weight: 0.8 Kg
- IP rating: IP44
- Driver included/excluded: included

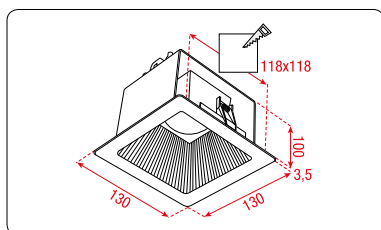


Mainz-SQ185 3000 K A0135280

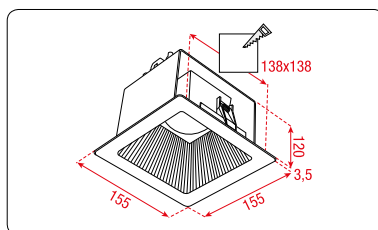
1x28 W COB LED

- Input voltage: 230 VAC
- Power consumption: 29 W
- Color temperature: 3000 K
- Light output: 2000 Lm
- CRI: 80
- Beam angle: 64°
- Dimensions: 185x185x130 mm
- Mounting depth: 130 mm
- Mounting size: 168x168 mm
- Product weight: 1 Kg
- IP rating: IP44
- Driver included/excluded: included

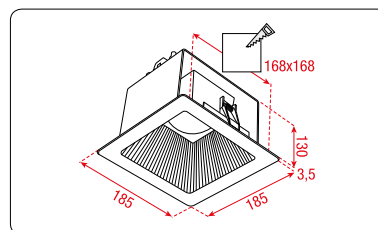
Mainz-SQ130 2700 K



Mainz-SQ155 3000 K



Mainz-SQ185 3000 K







NEW Moers-86W 3000 K A0145055

1x5 W LED


- Input voltage: 230 VAC
- Power consumption: 5 W
- Color temperature: 3000 K
- Light output: 281 Lm
- CRI: 80
- Beam angle: 100°
- Dimensions: Ø86x76 mm
- Mounting size: Ø85 mm
- Product weight: 0.6 Kg
- IP rating: IP54
- Driver included/excluded: included



NEW Moers-120W 3000 K A0145056

1x12 W LED

- Input voltage: 230 VAC
- Power consumption: 15 W
- Color temperature: 3000 K
- Light output: 866 Lm
- CRI: 80
- Beam angle: 112°
- Dimensions: Ø120x77 mm
- Mounting size: Ø120 mm
- Product weight: 0.8 Kg
- IP rating: IP54
- Driver included/excluded: included



NEW Leeds-R240 3000 K A0145070

18 W LED

- Input voltage: 230 VAC
- Power consumption: 19 W
- Color temperature: 3000 K
- Light output: 1550 Lm
- CRI: 80
- Beam angle: 112°
- Dimensions: Ø240x40 mm
- Mounting size: Ø240 mm
- Product weight: 1 Kg
- IP rating: IP20
- Driver included/excluded: included

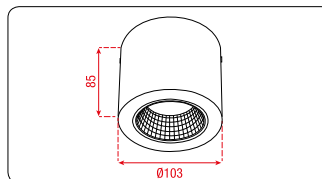




Eindhoven-100RW 3000 K A0145002

COB LED

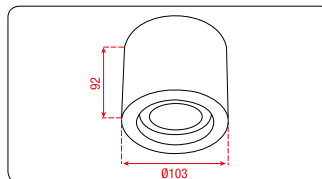
- Input voltage: 230 VAC
- Power consumption: 9 W
- Color temperature: 3000 K
- Light output: 450 Lm
- CRI: 80
- Beam angle: 60°
- Dimensions: Ø103x85 mm
- Mounting size: Ø103 mm
- Product weight: 0.4 Kg
- IP rating: IP20
- Driver included/excluded: included



Eindhoven-105RW 3000 K A0145012

COB LED

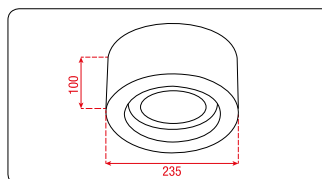
- Input voltage: 230 VAC
- Power consumption: 11 W
- Color temperature: 3000 K
- Light output: 600 Lm
- CRI: 80
- Beam angle: 60°
- Dimensions: Ø103x92 mm
- Mounting size: Ø103 mm
- Product weight: 0.5 Kg
- IP rating: IP20
- Driver included/excluded: included



Eindhoven-235RW 3000 K A0145022

COB LED 1250 Lm

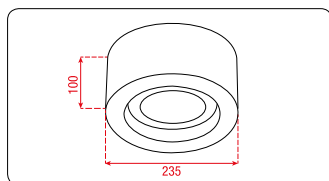
- Input voltage: 230 VAC
- Power consumption: 23 W
- Color temperature: 3000 K
- Light output: 1250 Lm
- CRI: 80
- Beam angle: 80°
- Dimensions: Ø235x100 mm
- Mounting size: Ø235 mm
- Product weight: 1.25 Kg
- IP rating: IP20
- Driver included/excluded: included



Eindhoven-235RW 3000 K A0145023

COB LED 2000 Lm

- Input voltage: 230 VAC
- Power consumption: 36 W
- Color temperature: 3000 K
- Light output: 2000 Lm
- CRI: 80
- Beam angle: 80°
- Dimensions: Ø235x100 mm
- Mounting size: Ø235 mm
- Product weight: 1.25 Kg
- IP rating: IP20
- Driver included/excluded: included





HV outlet cable to connection box A9920401 0.5 m

- Suitable for Eindhoven down lights


HV dimming cable A9920402 0.2 m

- Suitable for Eindhoven down lights


HV extension cable A9920403 3 m

- Suitable for Eindhoven down lights


HV outlet cable to europlug A9920404 2 m

- Suitable for Eindhoven down lights


HV 6-way distributor to GST18 plug A9920405


- 1 m
- Suitable for Eindhoven down lights


HV 6-way distributor to connection box A9920406 1 m

- Suitable for Eindhoven down lights


HV busbar clip-on socket A9920407

- Suitable for Eindhoven down lights


HV busbar to connection box A9920408

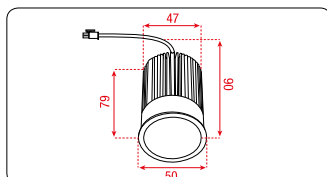
- Suitable for Eindhoven down lights



Retro LED Aton 10 W 24° A9990351

MR16

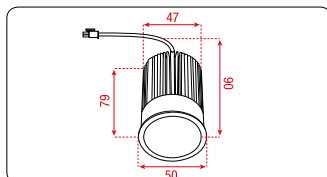
- Input voltage: CC – 350 mA
- Power consumption: 12 W
- Color temperature: 2700 K
- Light output: 850 Lm
- CRI: 80
- Beam angle: 24°
- Dimensions: Ø50x90 mm
- Mounting size: depending on frame
- Driver included/excluded: excluded



Retro LED Aton 10 W 36° A9990350

MR16

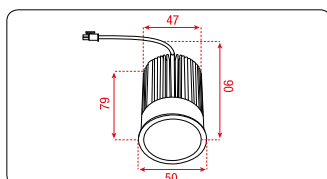
- Input voltage: CC – 350 mA
- Power consumption: 12 W
- Color temperature: 2700 K
- Light output: 850 Lm
- CRI: 80
- Beam angle: 36°
- Dimensions: Ø50x90 mm
- Mounting size: depending on frame
- Driver included/excluded: excluded



Retro LED Aton 10 W 60° A9990352

MR16

- Input voltage: CC – 350 mA
- Power consumption: 12 W
- Color temperature: 2700 K
- Light output: 850 Lm
- CRI: 80
- Beam angle: 60°
- Dimensions: Ø50x90 mm
- Mounting size: depending on frame
- Driver included/excluded: excluded





NEW Retro LED Sol GU10 9 W 24° A9990450

MR16 Warm-on-dim

- Input voltage: 230 VAC
- Power consumption: 9.5 W
- Color temperature: 2580 - 3220 K
- Light output: 640 Lm
- CRI: 80
- Beam angle: 24°
- Dimensions: Ø49.5x110 mm
- Mounting size: depending on frame
- Driver included/excluded: included



NEW Retro LED Sol GU10 9 W 36° A9990451

MR16 Warm-on-dim

- Input voltage: 230 VAC
- Power consumption: 10.1 W
- Color temperature: 2580 - 3220 K
- Light output: 630 Lm
- CRI: 80
- Beam angle: 36°
- Dimensions: Ø49.5x110 mm
- Mounting size: depending on frame
- Driver included/excluded: included



NEW Retro LED Sol GU10 9 W 60° A9990452

MR16 Warm-on-dim

- Input voltage: 230 VAC
- Power consumption: 9.3 W
- Color temperature: 2580 - 3220 K
- Light output: 630 Lm
- CRI: 80
- Beam angle: 60°
- Dimensions: Ø49.5x110 mm
- Mounting size: depending on frame
- Driver included/excluded: included

NEW Retro LED Sol Open End 10 W 24° A9990460

MR16 Warm-on-dim

- Input voltage: 230 VAC
- Power consumption: 10 W
- Color temperature: 2580 - 3220 K
- Light output: 710 Lm
- CRI: 80
- Beam angle: 24°
- Dimensions: Ø49.5x77 mm
- Mounting size: depending on frame
- Driver included/excluded: included

**NEW Retro LED Sol Open End 10 W 36° A9990461**

MR16 Warm-on-dim

- Input voltage: 230 VAC
- Power consumption: 10.1 W
- Color temperature: 2580 - 3220 K
- Light output: 700 Lm
- CRI: 80
- Beam angle: 36°
- Dimensions: Ø49.5x77 mm
- Mounting size: depending on frame
- Driver included/excluded: included

**NEW Retro LED Sol Open End 10 W 60° A9990462**

MR16 Warm-on-dim

- Input voltage: 230 VAC
- Power consumption: 10.1 W
- Color temperature: 2580 - 3220 K
- Light output: 700 Lm
- CRI: 80
- Beam angle: 60°
- Dimensions: Ø49.5x77 mm
- Mounting size: depending on frame
- Driver included/excluded: included

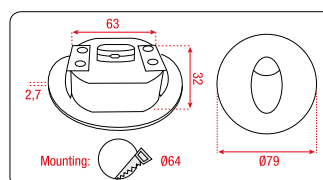




Oslo-R 3000 K A0230025

1x1 W LED

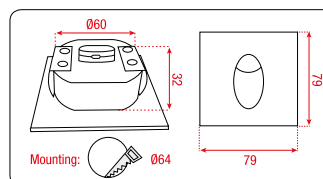
- Input voltage: CC – 350 mA
- Power consumption: 1 W
- Color temperature: 3000 K
- Light output: 90 Lm
- CRI: 80
- Beam angle: -
- Dimensions: Ø79x32 mm
- Mounting depth: 32 mm
- Mounting size: Ø64 mm
- Product weight: 0.18 Kg
- IP rating: IP20
- Driver included/excluded: excluded



Oslo-SQ 3000 K A0230026

1x1 W LED

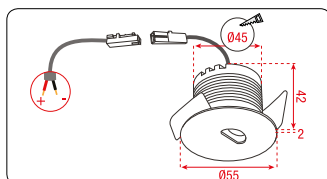
- Input voltage: CC – 350 mA
- Power consumption: 1 W
- Color temperature: 3000 K
- Light output: 90 Lm
- CRI: 80
- Beam angle: -
- Dimensions: 79x79x32 mm
- Mounting depth: 32 mm
- Mounting size: Ø64 mm
- Product weight: 0.2 Kg
- IP rating: IP20
- Driver included/excluded: excluded



Oslo-2R 3000 K A0230027

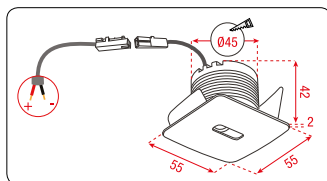
1x3 W LED

- Input voltage: CC – 700 mA
- Power consumption: 3 W
- Color temperature: 3000 K
- Light output: 22 Lm
- CRI: 80
- Beam angle: -
- Dimensions: Ø55x42 mm
- Mounting depth: 42 mm
- Mounting size: Ø45 mm
- Product weight: 0.12 Kg
- IP rating: IP65
- Driver included/excluded: excluded

**Oslo-2SQ 3000 K A0230028**

1x3 W LED


- Input voltage: CC – 700 mA
- Power consumption: 3 W
- Color temperature: 3000 K
- Light output: 27 Lm
- CRI: 80
- Beam angle: -
- Dimensions: 55x55x42 mm
- Mounting depth: 42 mm
- Mounting size: Ø45 mm
- Product weight: 0.13 Kg
- IP rating: IP65
- Driver included/excluded: excluded



Wall lights

Recessed


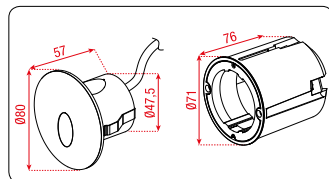
ARTECTA



NEW Salo-1R 3000 K A0230129

1x1 W LED

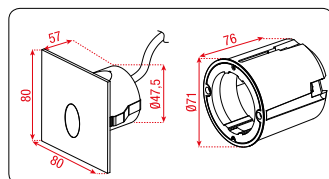
- Input voltage: 230 VAC
- Power consumption: 1.8 W
- Color temperature: 3000 K
- Light output: 26 Lm
- CRI: 80
- Beam angle: -
- Dimensions: Ø80x57 mm
- Mounting depth: direct mounting 60 mm, sleeve mounting 76 mm
- Mounting size: direct mounting Ø50 mm, sleeve mounting Ø71 mm
- Product weight: 0.5 Kg
- IP rating: IP65
- Driver included/excluded: included



NEW Salo-1SQ 3000 K A0230130

1x1 W LED

- Input voltage: 230 VAC
- Power consumption: 1.7 W
- Color temperature: 3000 K
- Light output: 32 Lm
- CRI: 80
- Beam angle: -
- Dimensions: 80x80x57 mm
- Mounting depth: direct mounting 60 mm, sleeve mounting 76 mm
- Mounting size: direct mounting Ø50 mm, sleeve mounting Ø71 mm
- Product weight: 0.5 Kg
- IP rating: IP65
- Driver included/excluded: included

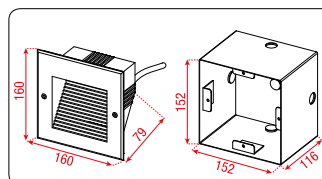




NEW Trier-18 3000 K A0230810

18x0.07 W 3528 LED

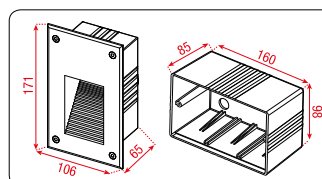
- Input voltage: 230 VAC
- Power consumption: 2 W
- Color temperature: 3000 K
- Light output: 48 Lm
- CRI: 80
- Beam angle: -
- Dimensions: 160x160x79 mm
- Mounting depth: 116 mm
- Mounting size: 152x152 mm
- Product weight: 1.83 Kg
- IP rating: IP65
- Driver included/excluded: included



NEW Trier-20 3000 K A0230820

20x0.07 W 3528 LED

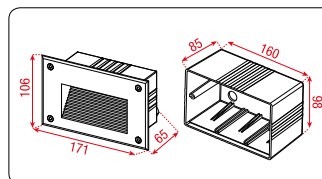
- Input voltage: 230 VAC
- Power consumption: 2.3 W
- Color temperature: 3000 K
- Light output: 21 Lm
- CRI: 80
- Beam angle: -
- Dimensions: 171x106x65 mm
- Mounting depth: 85 mm
- Mounting size: 160x98 mm
- Product weight: 0.77 Kg
- IP rating: IP65
- Driver included/excluded: included



NEW Trier-24 3000 K A0230830

24x0.07 W 3528 LED

- Input voltage: 230 VAC
- Power consumption: 2.2 W
- Color temperature: 3000 K
- Light output: 28 Lm
- CRI: 80
- Beam angle: -
- Dimensions: 171x106x65 mm
- Mounting depth: 85 mm
- Mounting size: 160x98 mm
- Product weight: 0.74 Kg
- IP rating: IP65
- Driver included/excluded: included



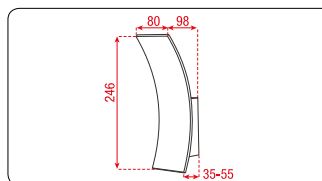




Akita-1 3000 K A0240174

1x6 W LED

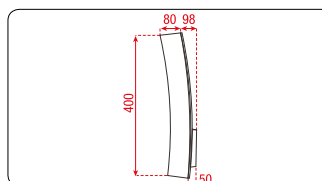
- Input voltage: 230 VAC
- Power consumption: 8 W
- Color temperature: 3000 K
- Light output: 433 Lm
- CRI: 80
- Beam angle: -
- Dimensions: 246x80x98 mm
- Mounting size: 105x55 mm
- Product weight: 0.7 Kg
- IP rating: IP20
- Driver included/excluded: included



Akita-2 3000 K A0240175

1x5 W LED

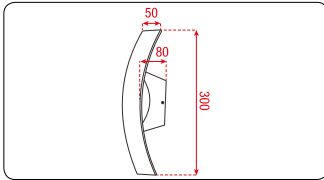
- Input voltage: 230 VAC
- Power consumption: 6 W
- Color temperature: 3000 K
- Light output: 431 Lm
- CRI: 80
- Beam angle: -
- Dimensions: 400x80x98 mm
- Mounting size: 105x55 mm
- Product weight: 1 Kg
- IP rating: IP20
- Driver included/excluded: included



Archie-1 3000 K A0240178

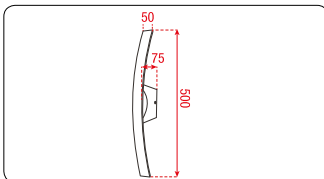
1x2 W LED

- Input voltage: 230 VAC
- Power consumption: 4 W
- Color temperature: 3000 K
- Light output: 95 Lm
- CRI: 80
- Beam angle: -
- Dimensions: 300x50x80 mm
- Mounting size: 98x55 mm
- Product weight: 0.87 Kg
- IP rating: IP20
- Driver included/excluded: included

**Archie-2 3000 K A0240179**

1x6 W LED

- Input voltage: 230 VAC
- Power consumption: 8 W
- Color temperature: 3000 K
- Light output: 218 Lm
- CRI: 80
- Beam angle: -
- Dimensions: 500x50x75 mm
- Mounting size: 98x55 mm
- Product weight: 1.15 Kg
- IP rating: IP20
- Driver included/excluded: included

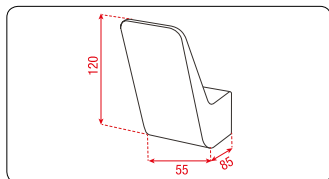




Landa-1 3000 K A0240085

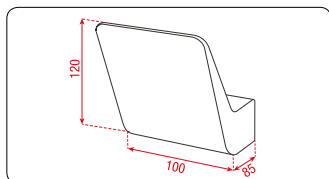
9x0.3 W LED

- Input voltage: 230 VAC
- Power consumption: 4 W
- Color temperature: 3000 K
- Light output: 270 Lm
- CRI: 80
- Beam angle: -
- Dimensions: 120x55x85 mm
- Mounting size: 55x33 mm
- Product weight: 0.47 Kg
- IP rating: IP20
- Driver included/excluded: included

**Landa-2 3000 K A0240086**

9x0.3 W LED

- Input voltage: 230 VAC
- Power consumption: 4 W
- Color temperature: 3000 K
- Light output: 270 Lm
- CRI: 80
- Beam angle: -
- Dimensions: 120x100x85 mm
- Mounting size: 100x33 mm
- Product weight: 0.75 Kg
- IP rating: IP20
- Driver included/excluded: included

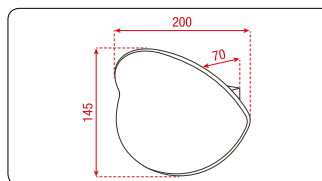




Sorento-R 3000 K A0240093

2x3 W LED

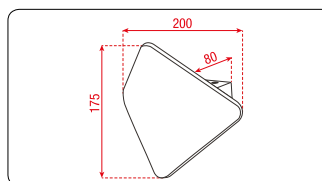
- Input voltage: 230 VAC
- Power consumption: 8 W
- Color temperature: 3000 K
- Light output: 438 Lm
- CRI: 80
- Beam angle: -
- Dimensions: 200x145x70 mm
- Mounting size: 130x55 mm
- Product weight: 0.88 Kg
- IP rating: IP20
- Driver included/excluded: included



Sorento-SQ 3000 K A0240094

2x3 W LED

- Input voltage: 230 VAC
- Power consumption: 8 W
- Color temperature: 3000 K
- Light output: 427 Lm
- CRI: 80
- Beam angle: -
- Dimensions: 200x175x80 mm
- Mounting size: 130x55 mm
- Product weight: 0.82 Kg
- IP rating: IP20
- Driver included/excluded: included



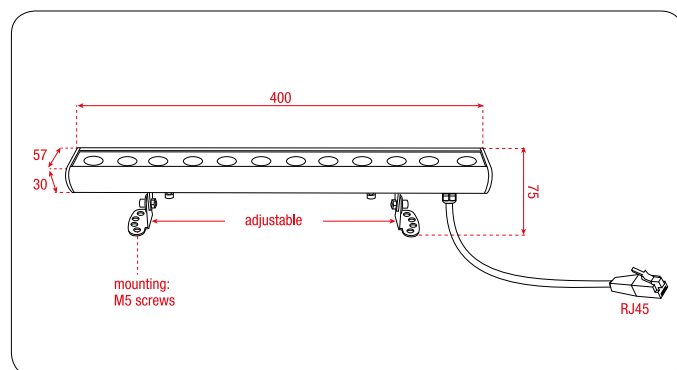




Vigo Strip 12 RGB A0243012

12x1 W LED


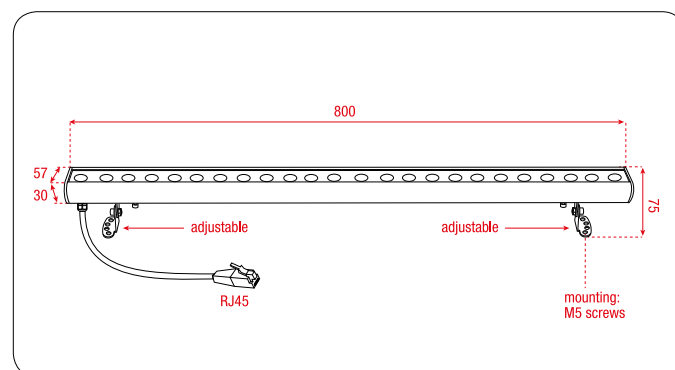
- Input voltage: CC – 350 mA
- Power consumption: 13 W
- LED color: RGB
- Light output: RGB – 240 Lm
- Beam angle: 25x6°
- Dimensions: 400x57x75 mm
- Product weight: 0.9 Kg
- IP rating: IP20
- Driver included/excluded: excluded (suitable driver Vigo Drive)



Vigo Strip 24 RGB A0243024

24x1 W LED

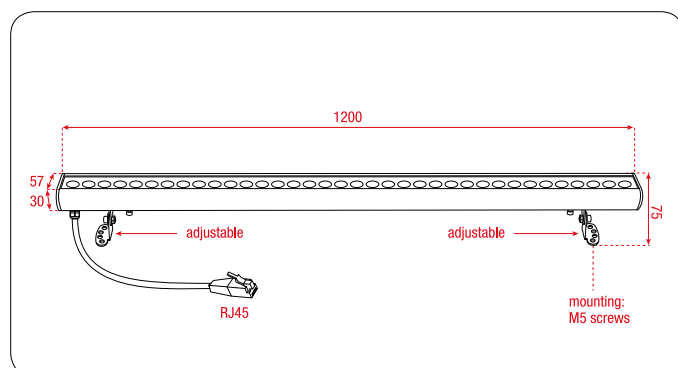
- Input voltage: CC – 350 mA
- Power consumption: 24 W
- LED color: RGB
- Light output: RGB – 480 Lm
- Beam angle: 25x6°
- Dimensions: 800x57x75 mm
- Product weight: 1.4 Kg
- IP rating: IP20
- Driver included/excluded: excluded (suitable driver Vigo Drive)



**Vigo Strip 36 RGB A0243036**

36x1 W LED

- Input voltage: CC – 350 mA
- Power consumption: 36 W
- LED color: RGB
- Light output: RGB – 720 Lm
- Beam angle: 25x6°
- Dimensions: 1200x57x75 mm
- Product weight: 2.6 Kg
- IP rating: IP20
- Driver included/excluded: excluded (suitable driver Vigo Drive)



Wall lights

Surface


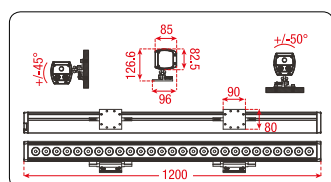
ARTECTA



Lugano Bar 27 RGB A0240480

27x3.5 W 3-in-1 LED

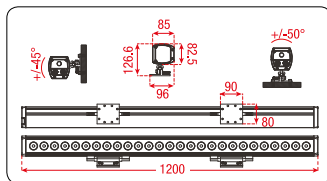
- Input voltage: 110 – 230 VAC
- Power consumption: 105 W
- LED color: RGB
- Light output: R – 1115 Lm, G – 1362 Lm, B – 297 Lm, RGB – 2530 Lm
- Beam angle: 16°
- Dimensions: 1200x96x127 mm
- Product weight: 6.6 Kg
- IP rating: IP66
- Driver included/excluded: included



**Lugano Bar 27 3000 K A0240481**

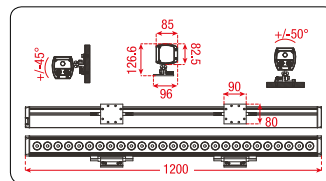
27x2.5 W LED

- Input voltage: 110 – 230 VAC
- Power consumption: 75 W
- Color temperature: 3000 K
- Light output: 2116 Lm
- CRI: 80
- Beam angle: 16°
- Dimensions: 1200x96x127 mm
- Product weight: 6.6 Kg
- IP rating: IP66
- Driver included/excluded: included

**Lugano Bar 27 5600 K A0240482**

27x2.5 W LED

- Input voltage: 110 – 230 VAC
- Power consumption: 75 W
- Color temperature: 5600 K
- Light output: 2976 Lm
- CRI: 65
- Beam angle: 16°
- Dimensions: 1200x96x127 mm
- Product weight: 6.6 Kg
- IP rating: IP66
- Driver included/excluded: included





1-Phase Track 1000 mm

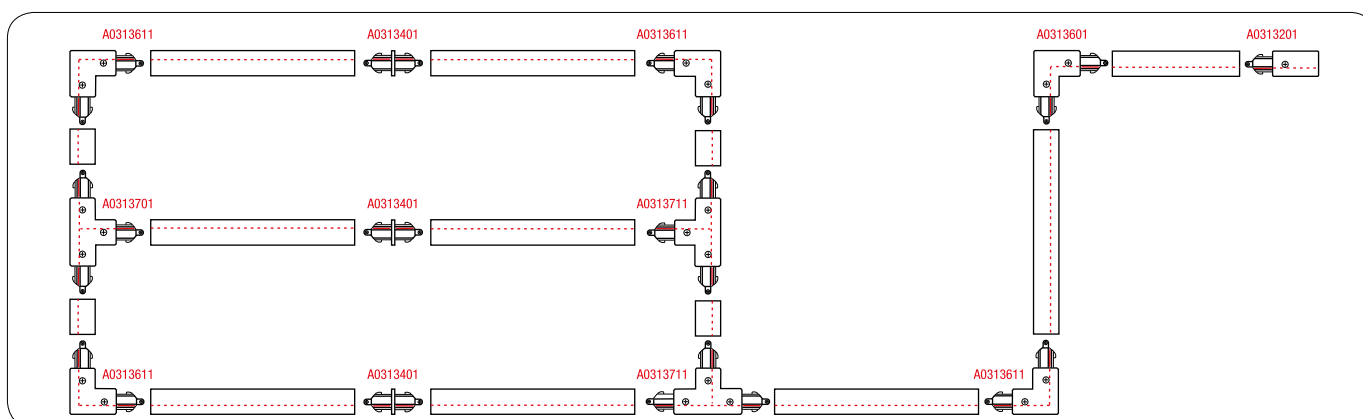
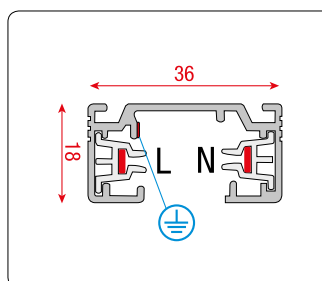
- A0311001** Black - RAL9004
- A0311002** White - RAL9003
- A0311003** Silver - RAL9006

- Input voltage: 230 VAC
- Current rated: 16 A
- Dimensions: 1000x36x18 mm
- IP rating: IP20

1-Phase Track 2000 mm

- A0312001** Black - RAL9004
- A0312002** White - RAL9003
- A0312003** Silver - RAL9006

- Input voltage: 230 VAC
- Current rated: 16 A
- Dimensions: 2000x36x18 mm
- IP rating: IP20



New York-B A0320011

Black - RAL9004 MR-16

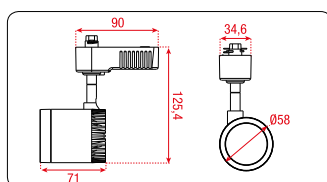
New York-W A0320012

White - RAL9003 MR-16

New York-S A0320013

Silver - RAL9006 MR-16

- Input voltage: 230 VAC
- Power consumption: 50 W
- Phases: 1
- Rotation: horizontal/vertical
- Dimensions: 126x58x71 mm
- Product weight: 0.27 Kg
- IP rating: IP20
- Driver included/excluded: included
- Light source included/excluded: excluded
- Lamp socket: GU5.3

**Barcelona-B A0320041**

Black - RAL9004 111-IRC

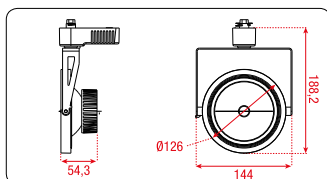
Barcelona-W A0320042

White - RAL9003 111-IRC

Barcelona-S A0320043

Silver - RAL9006 111-IRC

- Input voltage: 230 VAC
- Power consumption: 50 W
- Phases: 1
- Rotation: horizontal/vertical
- Dimensions: Ø125x193 mm
- Product weight: 0.3 Kg
- IP rating: IP20
- Driver included/excluded: included
- Light source included/excluded: excluded
- Lamp socket: G53



Track-lights

3-Phase tracks



3-Phase Track 1000 mm

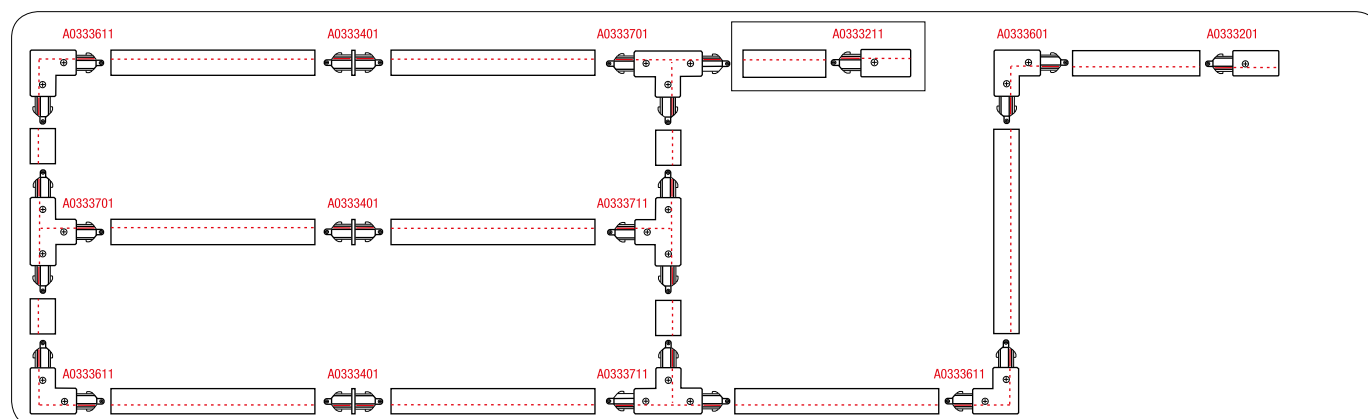
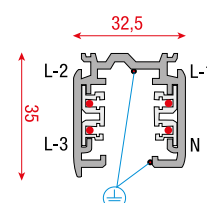
- A0331001** Black - RAL9004
- A0331002** White - RAL9003
- A0331003** Silver - RAL9006

- Input voltage: 230 VAC
- Current rated: 16 A
- Dimensions: 1000x32.5x35 mm
- IP rating: IP20

3-Phase Track 2000 mm

- A0332001** Black - RAL9004
- A0332002** White - RAL9003
- A0332003** Silver - RAL9006

- Input voltage: 230 VAC
- Current rated: 16 A
- Dimensions: 2000x32.5x35 mm
- IP rating: IP20



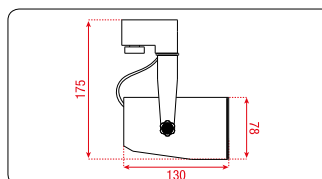




Monteria-1 3000 K A0340475

CREE COB LED

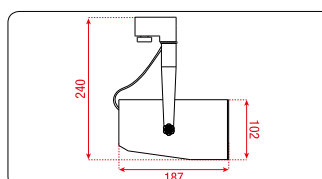
- Input voltage: 230 VAC
- Power consumption: 15 W
- Phases: 3
- Color temperature: 3000 K
- Light output: 1000 Lm
- CRI: 80
- Beam angle: 40°
- Rotation: horizontal/vertical
- Dimensions: 175x78x130 mm
- Product weight: 0.55 Kg
- IP rating: IP20
- Driver included/excluded: included
- Light source included/excluded: included



Monteria-2 3000 K A0340480

CREE COB LED

- Input voltage: 230 VAC
- Power consumption: 34 W
- Phases: 3
- Color temperature: 3000 K
- Light output: 1700 Lm
- CRI: 80
- Beam angle: 60°
- Rotation: horizontal/vertical
- Dimensions: 240x102x187 mm
- Product weight: 1.1 Kg
- IP rating: IP20
- Driver included/excluded: included
- Light source included/excluded: included



NEW Ancona 3-Phase Pinspot A0320061

Black - RAL9004 GU10

- Input voltage: 230 VAC
- Power consumption: 100 W
- Phases: 3
- Rotation: horizontal/vertical
- Dimensions: Ø118x241 mm
- Product weight: 0.5 Kg
- IP rating: IP20
- Driver included/excluded: included
- Light source included/excluded: excluded
- Lamp socket: GU10



1-Phase Adapter

A0313101 Black - RAL9004

A0313102 White - RAL9003

A0313103 Silver - RAL9006

- Input voltage: 230 VAC
- Current rated: 16 A
- Dimensions: 90x36x44 mm
- IP rating: IP20



1-Phase Feed-In Connector

A0313201 Black - RAL9004

A0313202 White - RAL9003

A0313203 Silver - RAL9006

- Input voltage: 230 VAC
- Current rated: 16 A
- Dimensions: 104x36x18 mm
- IP rating: IP20



1-Phase End Cap

A0313301 Black - RAL9004

A0313302 White - RAL9003

A0313303 Silver - RAL9006

- Dimensions: 24x36x18 mm
- IP rating: IP20



1-Phase Straight Connector

A0313401 Black - RAL9004

A0313402 White - RAL9003

A0313403 Silver - RAL9006

- Input voltage: 230 VAC
- Current rated: 16 A
- Dimensions: 63x36x18 mm
- IP rating: IP20



1-Phase Left T-Connector

A0313701 Black - RAL9004

A0313702 White - RAL9003

A0313703 Silver - RAL9006

- Input voltage: 230 VAC
- Current rated: 16 A
- Dimensions: 170x105x18 mm
- IP rating: IP20



1-Phase Right T-Connector

A0313711 Black - RAL9004

A0313712 White - RAL9003

A0313713 Silver - RAL9006

- Input voltage: 230 VAC
- Current rated: 16 A
- Dimensions: 170x105x18 mm
- IP rating: IP20




1-Phase Corner Connector

A0313501 Black - RAL9004

A0313502 White - RAL9003

A0313503 Silver - RAL9006

- Input voltage: 230 VAC
- Current rated: 16 A
- Dimensions: 190x36x18 mm
- IP rating: IP20



Flexible Corner Connector



Flexible Corner Connector



3-Phase Adapter**A0333101** Black - RAL9004**A0333102** White - RAL9003**A0333103** Silver - RAL9006

- Input voltage: 230 VAC
- Current rated: 16 A
- Dimensions: 84x32x60 mm
- IP rating: IP20

**3-Phase Left Feed-In Connector****A0333201** Black - RAL9004**A0333202** White - RAL9003**A0333203** Silver - RAL9006

- Input voltage: 230 VAC
- Current rated: 16 A
- Dimensions: 99x32x33 mm
- IP rating: IP20

**3-Phase Right Feed-In Connector****A0333211** Black - RAL9004**A0333212** White - RAL9003**A0333213** Silver - RAL9006

- Input voltage: 230 VAC
- Current rated: 16 A
- Dimensions: 99x32x33 mm
- IP rating: IP20

**3-Phase Straight Connector****A0333401** Black - RAL9004**A0333402** White - RAL9003**A0333403** Silver - RAL9006

- Input voltage: 230 VAC
- Current rated: 16 A
- Dimensions: 68x23x28 mm
- IP rating: IP20

**3-Phase Corner Connector****A0333501** Black - RAL9004**A0333502** White - RAL9003**A0333503** Silver - RAL9006

- Input voltage: 230 VAC
- Current rated: 16 A
- Dimensions: 225x32x33 mm
- IP rating: IP20

**3-Phase Left T-Connector****A0333701** Black - RAL9004**A0333702** White - RAL9003**A0333703** Silver - RAL9006

- Input voltage: 230 VAC
- Current rated: 16 A
- Dimensions: 165x99x33 mm
- IP rating: IP20

**3-Phase Right T-Connector****A0333711** Black - RAL9004**A0333712** White - RAL9003**A0333713** Silver - RAL9006

- Input voltage: 230 VAC
- Current rated: 16 A
- Dimensions: 165x99x33 mm
- IP rating: IP20

**3-Phase End Cap****A0333301** Black - RAL9004**A0333302** White - RAL9003**A0333303** Silver - RAL9006


- Dimensions: 32x32x33 mm
- IP rating: IP20

**3-Phase Ceiling Kit****A0333801** Black - RAL9004**A0333802** White - RAL9003**A0333803** Silver - RAL9006

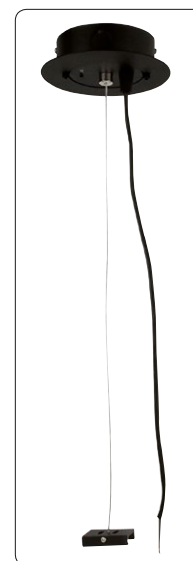
- Dimensions: 46x36x12 mm
- IP rating: IP20

**3-Phase Ceiling Suspension Kit****A0333811** Black - RAL9004**A0333812** White - RAL9003**A0333813** Silver - RAL9006

- Dimensions: Ø132x54 mm
(length steel wire 1500 mm)
- IP rating: IP20

**3-Phase Ceiling Suspension Kit****A0333821** Black - RAL9004**A0333822** White - RAL9003**A0333823** Silver - RAL9006

- Dimensions: Ø132x54 mm
(length steel & lead wire 1500 mm)
- IP rating: IP20

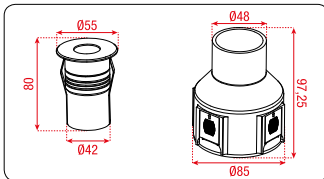




NEW Berkely-1R 3000 K A0522110

1x2 W LED

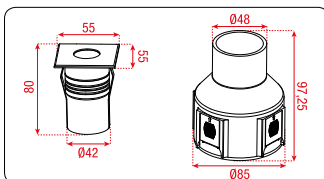
- Input voltage: 24 VDC
- Power consumption: 2.5 W
- Color temperature: 3000 K
- Light output: 107 Lm
- Beam angle: 30°
- Dimensions: Ø55x80 mm
- Mounting depth: 98 mm
- Mounting size: Ø85 mm
- Product weight: 0.3 Kg
- IP rating: IP67
- Power supply included/excluded: excluded



NEW Berkely-1SQ 3000 K A0522111

1x2 W LED

- Input voltage: 24 VDC
- Power consumption: 2.5 W
- Color temperature: 3000 K
- Light output: 117 Lm
- Beam angle: 30°
- Dimensions: 55x55x80 mm
- Mounting depth: 98 mm
- Mounting size: Ø85 mm
- Product weight: 0.3 Kg
- IP rating: IP67
- Power supply included/excluded: excluded

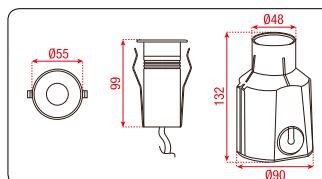




NEW Berkely-1R RGB A0522115

1x2 W 3-in-1 LED

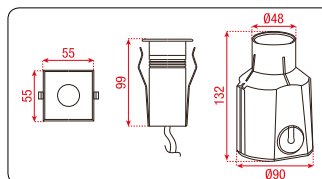
- Input voltage: 24 VDC
- Power consumption: 3 W
- LED color: RGB
- Light output: R – 42 Lm, G – 58 Lm, B – 20 Lm, RGB – 104 Lm
- Beam angle: 30°
- Dimensions: Ø55x99 mm
- Mounting depth: 132 mm
- Mounting size: Ø90 mm
- Product weight: 0.43 Kg
- IP rating: IP67
- Power supply included/excluded: excluded



NEW Berkely-1SQ RGB A0522116

1x2 W 3-in-1 LED

- Input voltage: 24 VDC
- Power consumption: 3 W
- LED color: RGB
- Light output: R – 42 Lm, G – 58 Lm, B – 20 Lm, RGB – 104 Lm
- Beam angle: 30°
- Dimensions: 55x55x99 mm
- Mounting depth: 132 mm
- Mounting size: Ø90 mm
- Product weight: 0.43 Kg
- IP rating: IP67
- Power supply included/excluded: excluded







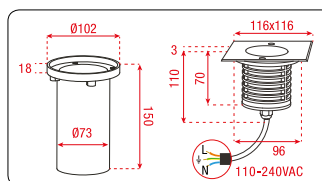
Vegas-T9R RGB A0520214

3x2 W 3-in-1 LED

Vegas-T9SQ RGB A0520215

3x2 W 3-in-1 LED

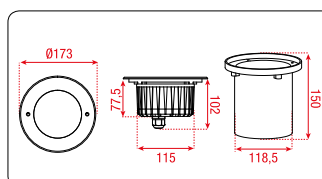
- Input voltage: 24 VDC
- Power consumption: 7 W
- LED color: RGB
- Light output: R – 80 Lm, G – 150 Lm, B – 45 Lm, RGB – 256 Lm
- Beam angle: 20°
- Dimensions: 116x116x110 mm
- Mounting depth: 150 mm
- Mounting size: Ø102 mm
- Product weight: 0.97 Kg
- IP rating: IP67
- Power supply included/excluded: excluded



NEW Aurora-6R RGB A0522120

6x2 W 3-in-1 LED

- Input voltage: 24 VDC
- Power consumption: 17 W
- LED color: RGB
- Light output: R – 156 Lm, G – 328 Lm, B – 107 Lm, RGB – 568 Lm
- Beam angle: 30°
- Dimensions: Ø173x102 mm
- Mounting depth: 150 mm
- Mounting size: Ø162 mm
- Product weight: 1.6 Kg
- IP rating: IP67
- Power supply included/excluded: excluded



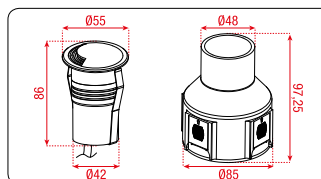




NEW Shanghai-S1 Single 3000 K A0520140

1x2 W LED

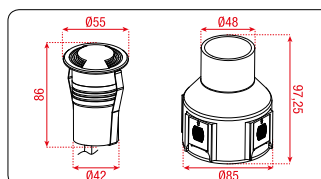
- Input voltage: 230 VAC
- Power consumption: 3 W
- Color temperature: 3000 K
- Light output: 8 Lm
- Beam angle: -
- Dimensions: Ø55x86 mm
- Mounting depth: 98 mm
- Mounting size: Ø85 mm
- Product weight: 0.4 Kg
- IP rating: IP67
- Driver included/excluded: included



NEW Shanghai-S1 Double 3000 K A0520145

1x2 W LED

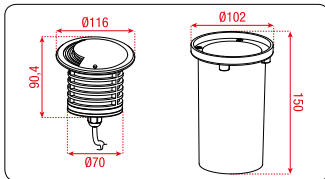
- Input voltage: 230 VAC
- Power consumption: 3.1 W
- Color temperature: 3000 K
- Light output: 6 Lm
- Beam angle: -
- Dimensions: Ø55x86 mm
- Mounting depth: 98 mm
- Mounting size: Ø85 mm
- Product weight: 0.4 Kg
- IP rating: IP67
- Driver included/excluded: included



NEW Shanghai-L6 Single 3000 K A0520150

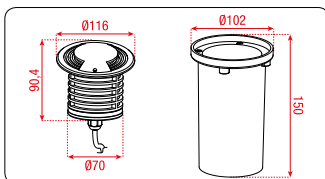
6x0.5 W LED

- Input voltage: 230 VAC
- Power consumption: 3.9 W
- Color temperature: 3000 K
- Light output: 17 Lm
- Beam angle: -
- Dimensions: Ø116x91 mm
- Mounting depth: 150 mm
- Mounting size: Ø102 mm
- Product weight: 1.1 Kg
- IP rating: IP67
- Driver included/excluded: included

**NEW Shanghai-L6 Double 3000 K A0520155**

6x0.5 W LED

- Input voltage: 230 VAC
- Power consumption: 3.9 W
- Color temperature: 3000 K
- Light output: 15 Lm
- Beam angle: -
- Dimensions: Ø116x91 mm
- Mounting depth: 150 mm
- Mounting size: Ø102 mm
- Product weight: 1.1 Kg
- IP rating: IP67
- Driver included/excluded: included

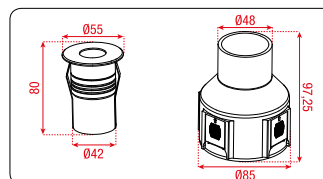




NEW Fresno-1R Symmetric 3000 K A0520640

1x2 W LED

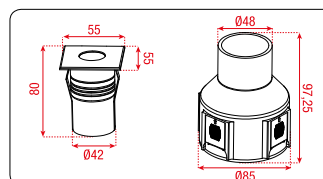
- Input voltage: 230 VAC
- Power consumption: 3.2 W
- Color temperature: 3000 K
- Light output: 130 Lm
- Beam angle: 30°
- Dimensions: Ø55x80 mm
- Mounting depth: 98 mm
- Mounting size: Ø85 mm
- Product weight: 0.3 Kg
- IP rating: IP67
- Driver included/excluded: included



NEW Fresno-1SQ Symmetric 3000 K A0520641

1x2 W LED

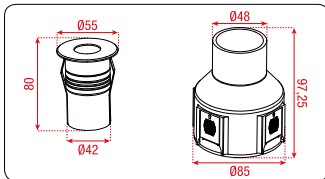
- Input voltage: 230 VAC
- Power consumption: 3.1 W
- Color temperature: 3000 K
- Light output: 122 Lm
- Beam angle: 30°
- Dimensions: 55x55x80 mm
- Mounting depth: 98 mm
- Mounting size: Ø85 mm
- Product weight: 0.3 Kg
- IP rating: IP67
- Driver included/excluded: included



NEW Fresno-1R Asymmetric 3000 K A0520645

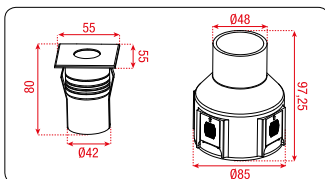
1x2 W LED

- Input voltage: 230 VAC
- Power consumption: 3.1 W
- Color temperature: 3000 K
- Light output: 58 Lm
- Beam angle: 45° | 35°
- Dimensions: Ø55x80 mm
- Mounting depth: 98 mm
- Mounting size: Ø85 mm
- Product weight: 0.3 Kg
- IP rating: IP67
- Driver included/excluded: included

**NEW Fresno-1SQ Asymmetric 3000 K A0520646**

1x2 W LED

- Input voltage: 230 VAC
- Power consumption: 3.2 W
- Color temperature: 3000 K
- Light output: 75 Lm
- Beam angle: 45° | 35°
- Dimensions: 55x55x80 mm
- Mounting depth: 98 mm
- Mounting size: Ø85 mm
- Product weight: 0.3 Kg
- IP rating: IP67
- Driver included/excluded: included

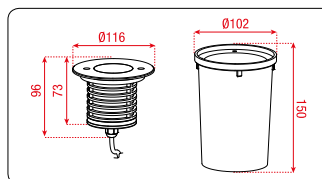




NEW Missoula-3R 3000 K A0520610

3x1 W LED

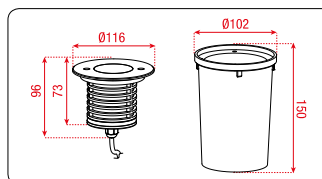
- Input voltage: 230 VAC
- Power consumption: 3.3 W
- Color temperature: 3000 K
- Light output: 198 Lm
- Beam angle: 30°
- Dimensions: Ø116x96 mm
- Mounting depth: 150 mm
- Mounting size: Ø102 mm
- Product weight: 0.8 Kg
- IP rating: IP67
- Driver included/excluded: included



NEW Missoula-3R Symmetric 3000 K A0520620

3x2 W LED

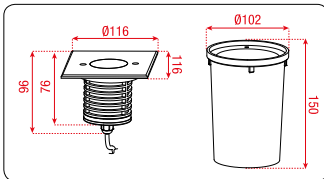
- Input voltage: 230 VAC
- Power consumption: 6.9 W
- Color temperature: 3000 K
- Light output: 326 Lm
- Beam angle: 30°
- Dimensions: Ø116x96 mm
- Mounting depth: 150 mm
- Mounting size: Ø102 mm
- Product weight: 0.8 Kg
- IP rating: IP67
- Driver included/excluded: included



NEW Missoula-3SQ Symmetric 3000 K A0520625

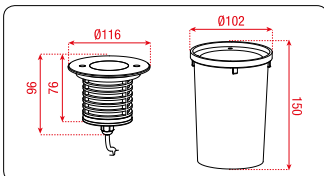
3x2 W LED

- Input voltage: 230 VAC
- Power consumption: 6.6 W
- Color temperature: 3000 K
- Light output: 366 Lm
- Beam angle: 30°
- Dimensions: 116x116x96 mm
- Mounting depth: 150 mm
- Mounting size: Ø102 mm
- Product weight: 0.8 Kg
- IP rating: IP67
- Driver included/excluded: included

**NEW Missoula-3R Asymmetric 3000 K A0520630**

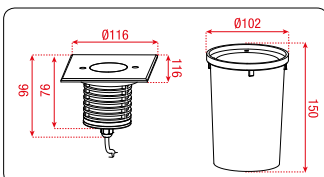
3x2 W LED

- Input voltage: 230 VAC
- Power consumption: 6.8 W
- Color temperature: 3000 K
- Light output: 238 Lm
- Beam angle: 45° | 35°
- Dimensions: Ø116x96 mm
- Mounting depth: 150 mm
- Mounting size: Ø102 mm
- Product weight: 0.8 Kg
- IP rating: IP67
- Driver included/excluded: included

**NEW Missoula-3SQ Asymmetric 3000 K A0520635**

3x2 W LED

- Input voltage: 230 VAC
- Power consumption: 6.6 W
- Color temperature: 3000 K
- Light output: 162 Lm
- Beam angle: 45° | 35°
- Dimensions: 116x116x96 mm
- Mounting depth: 150 mm
- Mounting size: Ø102 mm
- Product weight: 0.8 Kg
- IP rating: IP67
- Driver included/excluded: included

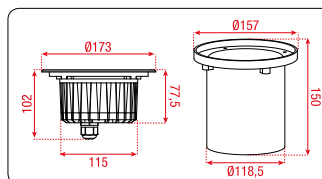




NEW Houston-6R Symmetric 3000 K A0520650

6x2 W LED

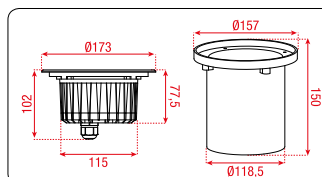
- Input voltage: 230 VAC
- Power consumption: 12 W
- Color temperature: 3000 K
- Light output: 762 Lm
- Beam angle: 30°
- Dimensions: Ø173x102 mm
- Mounting depth: 150 mm
- Mounting size: Ø157 mm
- Product weight: 1.7 Kg
- IP rating: IP67
- Driver included/excluded: included



NEW Houston-6R Asymmetric 3000 K A0520655

6x2 W LED

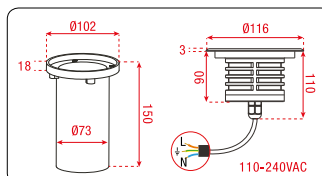
- Input voltage: 230 VAC
- Power consumption: 12 W
- Color temperature: 3000 K
- Light output: 783 Lm
- Beam angle: 45° | 35°
- Dimensions: Ø173x102 mm
- Mounting depth: 150 mm
- Mounting size: Ø157 mm
- Product weight: 1.7 Kg
- IP rating: IP67
- Driver included/excluded: included



Vegas-R 3000 K A0520205

1x6 W COB LED

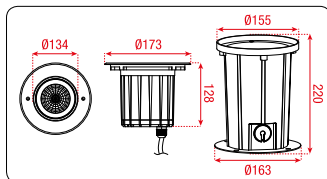
- Input voltage: 230 VAC
- Power consumption: 8 W
- Color temperature: 3000 K
- Light output: 626 Lm
- Beam angle: 25°
- Dimensions: Ø116x110 mm
- Mounting depth: 150 mm
- Mounting size: Ø102 mm
- Product weight: 0.8 Kg
- IP rating: IP67
- Driver included/excluded: included



NEW Houston-1R 3000 K A0520660

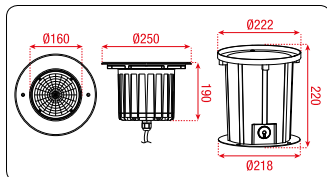
1x12 W COB LED

- Input voltage: 230 VAC
- Power consumption: 15 W
- Color temperature: 3000 K
- Light output: 1000 Lm
- Beam angle: 25°
- Dimensions: Ø173x128 mm
- Mounting depth: 220 mm
- Mounting size: Ø163 mm
- Product weight: 2 Kg
- IP rating: IP67
- Driver included/excluded: included

**NEW Brevik-1R 3000 K A0520665**

1x25 W COB LED

- Input voltage: 230 VAC
- Power consumption: 28 W
- Color temperature: 3000 K
- Light output: 2695 Lm
- Beam angle: 25°
- Dimensions: Ø250x190 mm
- Mounting depth: 220 mm
- Mounting size: Ø222 mm
- Product weight: 4 Kg
- IP rating: IP67
- Driver included/excluded: included

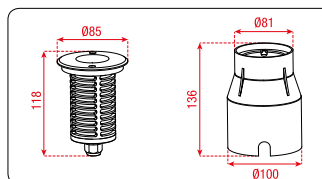




NEW Reno-7R 3000 K A0525110

1x7 W COB LED

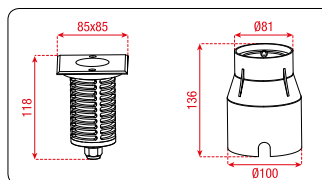
- Input voltage: 230 VAC
- Power consumption: 8 W
- Color temperature: 3000 K
- Light output: 509 Lm
- Beam angle: 28°
- Dimensions: Ø85x118 mm
- Mounting depth: 136 mm
- Mounting size: Ø100 mm
- Product weight: 0.52 Kg
- IP rating: IP67
- Driver included/excluded: included



NEW Reno-7SQ 3000 K A0525111

1x7 W COB LED

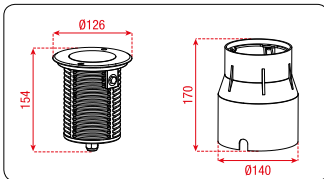
- Input voltage: 230 VAC
- Power consumption: 8 W
- Color temperature: 3000 K
- Light output: 478 Lm
- Beam angle: 28°
- Dimensions: 85x85x118 mm
- Mounting depth: 136 mm
- Mounting size: Ø100 mm
- Product weight: 0.76 Kg
- IP rating: IP67
- Driver included/excluded: included



NEW Reno-7R Adjustable 3000 K A0525113

1x7 W COB LED

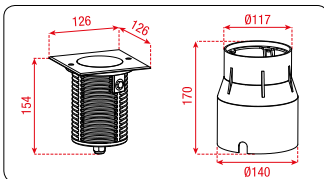
- Input voltage: 230 VAC
- Power consumption: 8 W
- Color temperature: 3000 K
- Light output: 593 Lm
- Beam angle: 28°
- Dimensions: Ø126x154 mm
- Mounting depth: 170 mm
- Mounting size: Ø140 mm
- Product weight: 1.83 Kg
- IP rating: IP67
- Driver included/excluded: included



NEW Reno-7SQ Adjustable 3000 K A0525115

1x7 W COB LED

- Input voltage: 230 VAC
- Power consumption: 8 W
- Color temperature: 3000 K
- Light output: 599 Lm
- Beam angle: 28°
- Dimensions: 126x126x154 mm
- Mounting depth: 170 mm
- Mounting size: Ø140 mm
- Product weight: 1.93 Kg
- IP rating: IP67
- Driver included/excluded: included

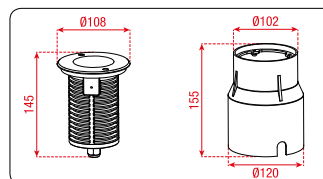




NEW Ocala-10R 3000 K A0525210

1x10 W COB LED

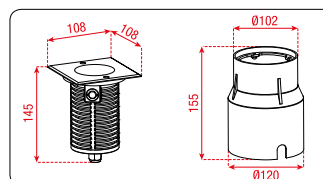
- Input voltage: 230 VAC
- Power consumption: 12 W
- Color temperature: 3000 K
- Light output: 792 Lm
- Beam angle: 28°
- Dimensions: Ø108x145 mm
- Mounting depth: 155 mm
- Mounting size: Ø120 mm
- Product weight: 1.31 Kg
- IP rating: IP67
- Driver included/excluded: included



NEW Ocala-10SQ 3000 K A0525211

1x10 W COB LED

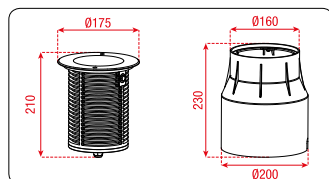
- Input voltage: 230 VAC
- Power consumption: 12 W
- Color temperature: 3000 K
- Light output: 820 Lm
- Beam angle: 28°
- Dimensions: 108x108x145 mm
- Mounting depth: 155 mm
- Mounting size: Ø120 mm
- Product weight: 1.36 Kg
- IP rating: IP67
- Driver included/excluded: included



NEW Ocala-11R Adjustable 3000 K A0525213

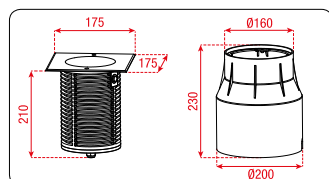
1x11 W COB LED

- Input voltage: 230 VAC
- Power consumption: 12 W
- Color temperature: 3000 K
- Light output: 995 Lm
- Beam angle: 28°
- Dimensions: Ø175x210 mm
- Mounting depth: 230 mm
- Mounting size: Ø200 mm
- Product weight: 3.7 Kg
- IP rating: IP67
- Driver included/excluded: included

**NEW Ocala -11SQ Adjustable 3000 K A0525214**

1x11 W COB LED

- Input voltage: 230 VAC
- Power consumption: 12 W
- Color temperature: 3000 K
- Light output: 1113 Lm
- Beam angle: 28°
- Dimensions: 175x175x210 mm
- Mounting depth: 230 mm
- Mounting size: Ø200 mm
- Product weight: 4.2 Kg
- IP rating: IP67
- Driver included/excluded: included

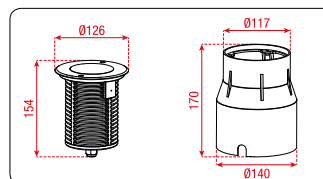




NEW Austin-15R 3000 K A0525310

1x15 W COB LED

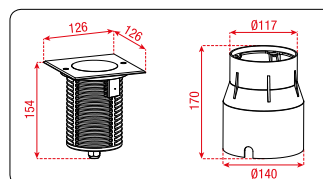
- Input voltage: 230 VAC
- Power consumption: 17 W
- Color temperature: 3000 K
- Light output: 1450 Lm
- Beam angle: 30°
- Dimensions: Ø126x154 mm
- Mounting depth: 170 mm
- Mounting size: Ø140 mm
- Product weight: 1.63 Kg
- IP rating: IP67
- Driver included/excluded: included



NEW Austin-15SQ 3000 K A0525311

1x15 W COB LED

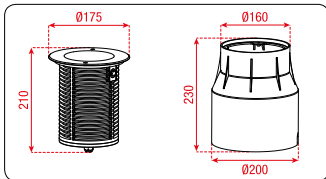
- Input voltage: 230 VAC
- Power consumption: 17 W
- Color temperature: 3000 K
- Light output: 1398 Lm
- Beam angle: 30°
- Dimensions: 126x126x154 mm
- Mounting depth: 170 mm
- Mounting size: Ø140 mm
- Product weight: 1.77 Kg
- IP rating: IP67
- Driver included/excluded: included



NEW Austin-15R Adjustable 3000 K A0525313

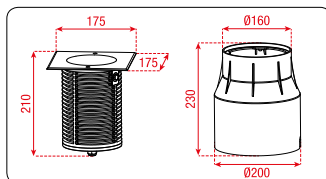
1x15 W COB LED

- Input voltage: 230 VAC
- Power consumption: 17 W
- Color temperature: 3000 K
- Light output: 1334 Lm
- Beam angle: 30°
- Dimensions: Ø175x210 mm
- Mounting depth: 230 mm
- Mounting size: Ø200 mm
- Product weight: 3.65 Kg
- IP rating: IP67
- Driver included/excluded: included

**NEW Austin-15SQ Adjustable 3000 K A0525315**

1x15 W COB LED

- Input voltage: 230 VAC
- Power consumption: 17 W
- Color temperature: 3000 K
- Light output: 1348 Lm
- Beam angle: 30°
- Dimensions: 175x175x210 mm
- Mounting depth: 230 mm
- Mounting size: Ø200 mm
- Product weight: 3.85 Kg
- IP rating: IP67
- Driver included/excluded: included



Inground spots

High Voltage

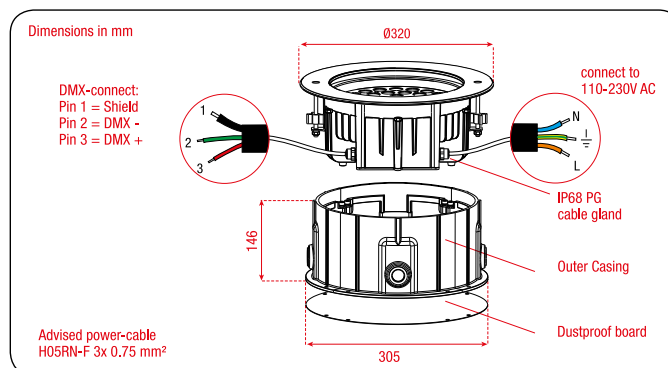
ARTECTA




Porto Ground 12 RGB A0520435

12x3 W 3-in-1 LED

- Input voltage: 230 VAC
- Power consumption: 46 W
- Dimming: DMX
- Channels: 7
- DMX addresses : 512
- LED color: RGB
- Light output: R – 340 Lm, G – 686 Lm, B – 235 Lm, RGB – 1134 Lm
- Beam angle: 16°
- Dimensions: Ø320x146 mm
- Mounting depth: 146 mm
- Mounting size: Ø305 mm
- Product weight: 10.3 Kg
- IP rating: IP67
- Driver included/excluded: included





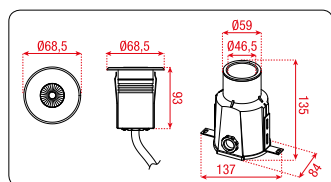


NEW Linz-1R 3000 K A0620310

1x3 W LED

- Input voltage: 24 VDC
- Power consumption: 3 W
- Color temperature: 3000 K
- Light output: 130 Lm
- CRI: 80
- Beam angle: 30°
- Dimensions: Ø68.5x93 mm
- Mounting depth: 135 mm
- Mounting size: 137x84 mm
- Product weight: 1 Kg
- IP rating: IP68
- Power supply included/excluded: excluded

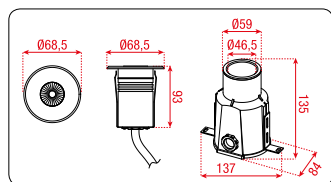
Please note that this fixture must be installed under water at a maximum depth of 1 meter and cannot be operated out of water for over 15 minutes.

**NEW Linz-1R RGB A0620315**

1x3 W 3-in-1 LED

- Input voltage: 24 VDC
- Power consumption: 4.2 W
- LED color: RGB
- Light output: R – 40.5 Lm, G – 76 Lm, B – 26 Lm, RGB – 129 Lm
- Beam angle: 25°
- Dimensions: Ø68.5x93 mm
- Mounting depth: 135 mm
- Mounting size: 137x84 mm
- Product weight: 1 Kg
- IP rating: IP68
- Power supply included/excluded: excluded

Please note that this fixture must be installed under water at a maximum depth of 1 meter and cannot be operated out of water for over 15 minutes.



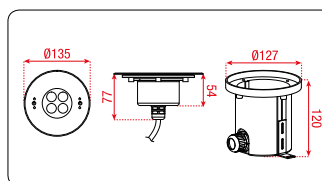


NEW Linz-4R 3000 K A0620320

4x2 W LED

- Input voltage: 24 VDC
- Power consumption: 9 W
- Color temperature: 3000 K
- Light output: 408 Lm
- CRI: 80
- Beam angle: 30°
- Dimensions: Ø135x77 mm
- Mounting depth: 120 mm
- Mounting size: Ø127 mm
- Product weight: 1.2 Kg
- IP rating: IP68
- Power supply included/excluded: excluded

Please note that this fixture must be installed under water at a maximum depth of 1 meter and cannot be operated out of water for over 15 minutes.

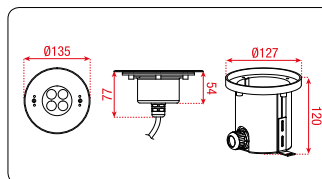


NEW Linz-4R RGB A0620325

4x2 W 3-in-1 LED

- Input voltage: 24 VDC
- Power consumption: 15 W
- LED color: RGB
- Light output: R – 110 Lm, G – 188 Lm, B – 67 Lm, RGB – 330 Lm
- Beam angle: 25°
- Dimensions: Ø135x77 mm
- Mounting depth: 120 mm
- Mounting size: Ø127 mm
- Product weight: 1.2 Kg
- IP rating: IP68
- Power supply included/excluded: excluded

Please note that this fixture must be installed under water at a maximum depth of 1 meter and cannot be operated out of water for over 15 minutes.







NEW Linz-6R Symmetric 3000 K A0620330

6x2 W LED

- Input voltage: 24 VDC
- Power consumption: 17 W
- Color temperature: 3000 K
- Light output: 717 Lm
- CRI: 80
- Beam angle: 30°
- Dimensions: Ø180x77 mm
- Mounting depth: 120 mm
- Mounting size: Ø156 mm
- Product weight: 1.6 Kg
- IP rating: IP68
- Power supply included/excluded: excluded

Please note that this fixture must be installed under water at a maximum depth of 1 meter and cannot be operated out of water for over 15 minutes.

**NEW Linz-6R Asymmetric 3000 K A0620331**

6x2 W LED

- Input voltage: 24 VDC
- Power consumption: 17 W
- Color temperature: 3000 K
- Light output: 376 Lm
- CRI: 80
- Beam angle: 45° | 35°
- Dimensions: Ø180x77 mm
- Mounting depth: 120 mm
- Mounting size: Ø156 mm
- Product weight: 1.6 Kg
- IP rating: IP68
- Power supply included/excluded: excluded

Please note that this fixture must be installed under water at a maximum depth of 1 meter and cannot be operated out of water for over 15 minutes.

**NEW Linz-6R RGB A0620335**

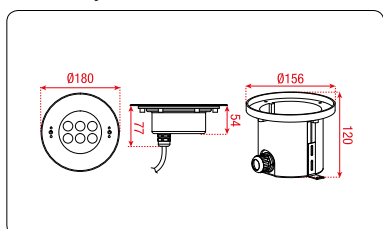
6x2 W 3-in-1 LED

- Input voltage: 24 VDC
- Power consumption: 24 W
- LED color: RGB
- Light output: R – 194 Lm, G – 343 Lm, B – 130 Lm, RGB – 591 Lm
- Beam angle: 25°
- Dimensions: Ø180x77 mm
- Mounting depth: 120 mm
- Mounting size: Ø156 mm
- Product weight: 1.6 Kg
- IP rating: IP68
- Power supply included/excluded: excluded

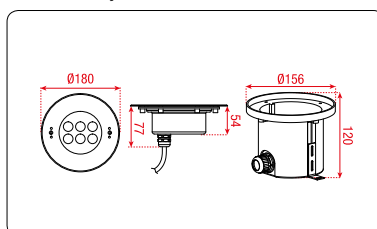
Please note that this fixture must be installed under water at a maximum depth of 1 meter and cannot be operated out of water for over 15 minutes.



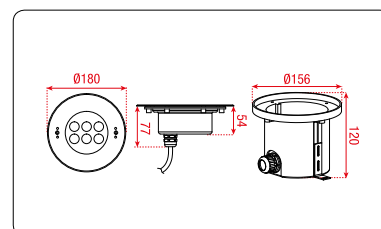
Linz-6R Symmetric 3000 K



Linz-6R Asymmetric 3000 K



Linz-6R RGB

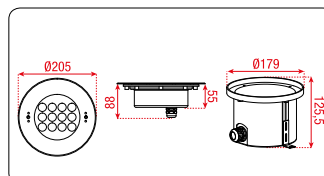




NEW Linz-12R Symmetric 3000 K A0620340
12x1 W LED

- Input voltage: 24 VDC
- Power consumption: 13 W
- Color temperature: 3000 K
- Light output: 683 Lm
- CRI: 80
- Beam angle: 30°
- Dimensions: Ø205x88 mm
- Mounting depth: 126 mm
- Mounting size: Ø179 mm
- Product weight: 2.2 Kg
- IP rating: IP68
- Power supply included/excluded: excluded

Please note that this fixture must be installed under water at a maximum depth of 1 meter and cannot be operated out of water for over 15 minutes.

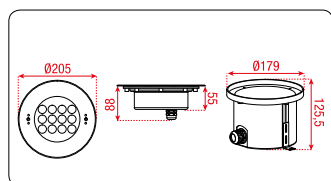


NEW Linz-12R Asymmetric 3000 K A0620341

12x1 W LED

- Input voltage: 24 VDC
- Power consumption: 14 W
- Color temperature: 3000 K
- Light output: 418 Lm
- CRI: 80
- Beam angle: 45° | 35°
- Dimensions: Ø205x88 mm
- Mounting depth: 126 mm
- Mounting size: Ø179 mm
- Product weight: 2.2 Kg
- IP rating: IP68
- Power supply included/excluded: excluded

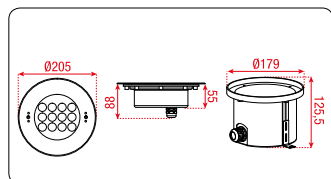
Please note that this fixture must be installed under water at a maximum depth of 1 meter and cannot be operated out of water for over 15 minutes.

**NEW Linz-12R RGB A0620345**

12x2 W 3-in-1 LED

- Input voltage: 24 VDC
- Power consumption: 34 W
- LED color: RGB
- Light output: R – 299 Lm, G – 626 Lm, B – 207 Lm, RGB – 1040 Lm
- Beam angle: 25°
- Dimensions: Ø205x88 mm
- Mounting depth: 126 mm
- Mounting size: Ø179 mm
- Product weight: 2.2 Kg
- IP rating: IP68
- Power supply included/excluded: excluded

Please note that this fixture must be installed under water at a maximum depth of 1 meter and cannot be operated out of water for over 15 minutes.



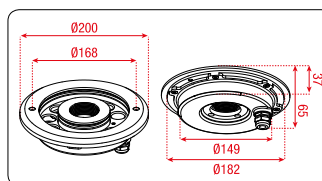


NEW Catar-12R RGB A0620210

12x2 W 3-in-1 LED

- Input voltage: 24 VDC
- Power consumption: 34 W
- LED color: RGB
- Light output: R – 302 Lm, G – 624 Lm, B – 213 Lm, RGB – 1077 Lm
- Beam angle: 25°
- Dimensions: Ø200x65 mm
- Water jet pipe: G1 1/2" taper
- Product weight: 2.7 Kg
- IP rating: IP68
- Power supply included/excluded: excluded

Please note that this fixture must be installed under water at a maximum depth of 1 meter and cannot be operated out of water for over 15 minutes.





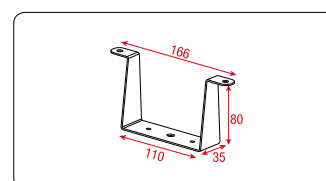
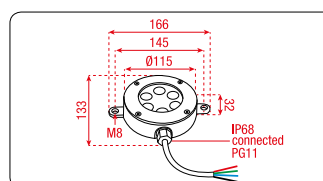


Ibiza-6 3000 K A0620050

6x1 W LED

- Input voltage: 24 VDC
- Power consumption: 9 W
- Color temperature: 3000 K
- Light output: 400 Lm
- CRI: 80
- Beam angle: 25°
- Dimensions: Ø115x32 mm
- Mounting depth: -
- Mounting size: 166x133 mm
- Product weight: 1.3 Kg
- IP rating: IP68
- Power supply included/excluded: excluded

Please note that this fixture must be installed under water at a maximum depth of 1 meter and cannot be operated out of water for over 15 minutes.

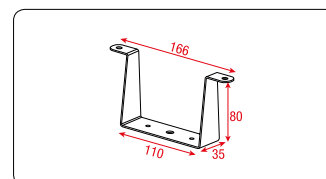
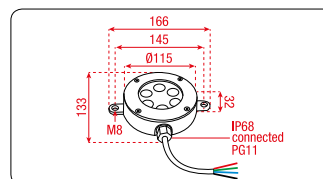


Ibiza-6R RGB A0620064

6x1.5 W 3-in-1 LED

- Input voltage: 24 VDC
- Power consumption: 11 W
- LED color: RGB
- Light output: R – 56 Lm, G – 107 Lm, B – 50 Lm, RGB – 181 Lm
- Beam angle: 25°
- Dimensions: Ø115x32 mm
- Mounting depth: -
- Mounting size: 166x133 mm
- Product weight: 1.3 Kg
- IP rating: IP68
- Power supply included/excluded: excluded

Please note that this fixture must be installed under water at a maximum depth of 1 meter and cannot be operated out of water for over 15 minutes.







NEW Buckie-S3 RGB A0720223

3x2 W 3-in-1 LED

- Input voltage: 24 VDC
- Power consumption: 8 W
- LED color: RGB
- Light output: R – 101 Lm, G – 172 Lm, B – 58 Lm, RGB – 311 Lm
- CRI: -
- Beam angle: 30°
- Rotation: vertical
- Dimensions: 113x112x63 mm
- Product weight: 0.83 Kg
- IP rating: IP65
- Power supply included/excluded: excluded




NEW Buckie-M6 RGB A0720224

6x2 W 3-in-1 LED

- Input voltage: 24 VDC
- Power consumption: 17 W
- LED color: RGB
- Light output: R – 151 Lm, G – 339 Lm, B – 111 Lm, RGB – 570 Lm
- CRI: -
- Beam angle: 30°
- Rotation: vertical
- Dimensions: 165x152x78 mm
- Product weight: 1.08 Kg
- IP rating: IP65
- Power supply included/excluded: excluded



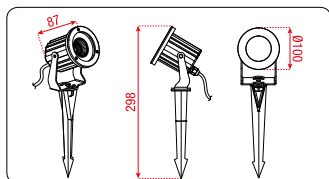




Siena-1 3000 K A0720300

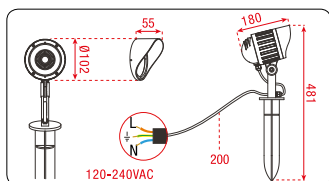
1x6 W COB LED

- Input voltage: 230 VAC
- Power consumption: 8 W
- Color temperature: 3000 K
- Light output: 344 Lm
- CRI: 80
- Beam angle: 40°
- Rotation: vertical
- Dimensions: 298x100x87 mm
- Product weight: 0.75 Kg
- IP rating: IP65
- Driver included/excluded: included

**Garda-10 Pin 3000 K A0710510**

1x10 W COB LED

- Input voltage: 230 VAC
- Power consumption: 11 W
- Color temperature: 3000 K
- Light output: 638 Lm
- CRI: 80
- Beam angle: 25°
- Rotation: vertical
- Dimensions: 481x102x180 mm
- Product weight: 1.2 Kg
- IP rating: IP65
- Driver included/excluded: included

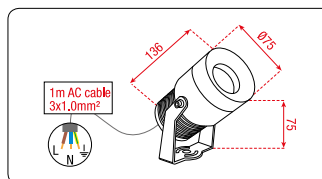




Sesto-7 3000 K A0720080

1x7 W COB LED

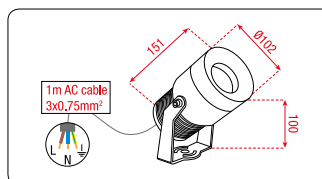
- Input voltage: 230 VAC
- Power consumption: 8 W
- Color temperature: 3000 K
- Light output: 452 Lm
- CRI: 80
- Beam angle: 40°
- Rotation: vertical
- Dimensions: 245x75x136 mm
- Product weight: 1 Kg
- IP rating: IP65
- Driver included/excluded: included



Sesto-11 3000 K A0720081

1x11 W COB LED

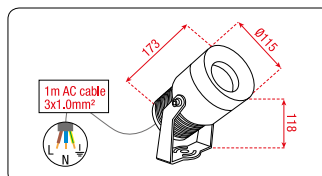
- Input voltage: 230 VAC
- Power consumption: 12 W
- Color temperature: 3000 K
- Light output: 891 Lm
- CRI: 80
- Beam angle: 40°
- Rotation: vertical
- Dimensions: 365x102x151 mm
- Product weight: 1.65 Kg
- IP rating: IP65
- Driver included/excluded: included



Sesto-15 3000 K A0720082

1x15 W COB LED

- Input voltage: 230 VAC
- Power consumption: 17 W
- Color temperature: 3000 K
- Light output: 1250 Lm
- CRI: 80
- Beam angle: 40°
- Rotation: vertical
- Dimensions: 383x115x173 mm
- Product weight: 2.2 Kg
- IP rating: IP65
- Driver included/excluded: included







NEW Amaro-10 3000 K A0720068

1x10 W COB LED

- Input voltage: 230 VAC
- Power consumption: 12 W
- Color temperature: 3000 K
- Light output: 800 Lm
- CRI: 70
- Beam angle: 100°
- Rotation: vertical
- Dimensions: 180x160x50 mm (excluding bracket)
- Bracket dimensions: 150x75 mm
- Product weight: 1.2 Kg
- IP rating: IP65
- Driver included/excluded: included



NEW Amaro-10 4000 K A0720069

1x10 W COB LED

- Input voltage: 230 VAC
- Power consumption: 12 W
- Color temperature: 4000 K
- Light output: 830 Lm
- CRI: 70
- Beam angle: 100°
- Rotation: vertical
- Dimensions: 180x160x50 mm (excluding bracket)
- Bracket dimensions: 150x75 mm
- Product weight: 1.2 Kg
- IP rating: IP65
- Driver included/excluded: included




NEW Amaro-10 6000 - 6500 K A0720070

1x10 W COB LED

- Input voltage: 230 VAC
- Power consumption: 12 W
- Color temperature: 6000 – 6500 K
- Light output: 840 Lm
- CRI: 70
- Beam angle: 100°
- Rotation: vertical
- Dimensions: 180x160x50 mm (excluding bracket)
- Bracket dimensions: 150x75 mm
- Product weight: 1.2 Kg
- IP rating: IP65
- Driver included/excluded: included





NEW Amaro-30 3000 K A0720071

1x30 W COB LED

- Input voltage: 230 VAC
- Power consumption: 34 W
- Color temperature: 3000 K
- Light output: 2650 Lm
- CRI: 70
- Beam angle: 100°
- Rotation: vertical
- Dimensions: 290x245x75 mm (excluding bracket)
- Bracket dimensions: 225x98 mm
- Product weight: 2.9 Kg
- IP rating: IP65
- Driver included/excluded: included



NEW Amaro-30 4000 K A0720072

1x30 W COB LED

- Input voltage: 230 VAC
- Power consumption: 34 W
- Color temperature: 4000 K
- Light output: 2750 Lm
- CRI: 70
- Beam angle: 100°
- Rotation: vertical
- Dimensions: 290x245x75 mm (excluding bracket)
- Bracket dimensions: 225x98 mm
- Product weight: 2.9 Kg
- IP rating: IP65
- Driver included/excluded: included



NEW Amaro-30 6000 - 6500 K A0720073

1x30 W COB LED

- Input voltage: 230 VAC
- Power consumption: 34 W
- Color temperature: 6000 – 6500 K
- Light output: 2800 Lm
- CRI: 70
- Beam angle: 100°
- Rotation: vertical
- Dimensions: 290x245x75 mm (excluding bracket)
- Bracket dimensions: 225x98 mm
- Product weight: 2.9 Kg
- IP rating: IP65
- Driver included/excluded: included





NEW Amaro-50 3000 K A0720074

1x50 W COB LED

- Input voltage: 230 VAC
- Power consumption: 55 W
- Color temperature: 3000 K
- Light output: 4550 Lm
- CRI: 70
- Beam angle: 100°
- Rotation: vertical
- Dimensions: 355x320x100 mm (excluding bracket)
- Bracket dimensions: 295x120 mm
- Product weight: 4.6 Kg
- IP rating: IP65
- Driver included/excluded: included



NEW Amaro-50 4000 K A0720075

1x50 W COB LED

- Input voltage: 230 VAC
- Power consumption: 55 W
- Color temperature: 4000 K
- Light output: 4550 Lm
- CRI: 70
- Beam angle: 100°
- Rotation: vertical
- Dimensions: 355x320x100 mm (excluding bracket)
- Bracket dimensions: 295x120 mm
- Product weight: 4.6 Kg
- IP rating: IP65
- Driver included/excluded: included



NEW Amaro-50 6000 - 6500 K A0720076

1x50 W COB LED

- Input voltage: 230 VAC
- Power consumption: 55 W
- Color temperature: 6000 – 6500 K
- Light output: 4650 Lm
- CRI: 70
- Beam angle: 100°
- Rotation: vertical
- Dimensions: 355x320x100 mm (excluding bracket)
- Bracket dimensions: 295x120 mm
- Product weight: 4.6 Kg
- IP rating: IP65
- Driver included/excluded: included

NEW Amaro-100 3000 K A0720077

2x50 W COB LED

- Input voltage: 230 VAC
- Power consumption: 105 W
- Color temperature: 3000 K
- Light output: 8000 Lm
- CRI: 70
- Beam angle: 100°
- Rotation: vertical
- Dimensions: 425x385x125 mm (excluding bracket)
- Bracket dimensions: 365x147 mm
- Product weight: 7.7 Kg
- IP rating: IP65
- Driver included/excluded: included



NEW Amaro-100 4000 K A0720078

2x50 W COB LED

- Input voltage: 230 VAC
- Power consumption: 105 W
- Color temperature: 4000 K
- Light output: 8400 Lm
- CRI: 70
- Beam angle: 100°
- Rotation: vertical
- Dimensions: 425x385x125 mm (excluding bracket)
- Bracket dimensions: 365x147 mm
- Product weight: 7.7 Kg
- IP rating: IP65
- Driver included/excluded: included



NEW Amaro-100 6000 - 6500 K A0720079

2x50 W COB LED

- Input voltage: 230 VAC
- Power consumption: 105 W
- Color temperature: 6000 – 6500 K
- Light output: 8400 Lm
- CRI: 70
- Beam angle: 100°
- Rotation: vertical
- Dimensions: 425x385x125 mm (excluding bracket)
- Bracket dimensions: 365x147 mm
- Product weight: 7.7 Kg
- IP rating: IP65
- Driver included/excluded: included





Carlow 21 RGB A0720050

7x3 W 3-in-1 LED

- Input voltage: 230 VAC
- Power consumption: 22 W
- Dimming: DMX
- LED color: RGB
- Light output: R – 202 Lm, G – 389 Lm, B – 121 Lm, RGB – 630 Lm
- Beam angle: 18°
- Rotation: vertical
- Dimensions: 178x156x113 mm
- Product weight: 1.48 Kg
- IP rating: IP66
- Driver included/excluded: included



Carlow 72 RGB A0720051

24x3 W 3-in-1 LED

- Input voltage: 230 VAC
- Power consumption: 78 W
- Dimming: DMX
- LED color: RGB
- Light output: R – 675 Lm, G – 1546 Lm, B – 424 Lm, RGB – 2404 Lm
- Beam angle: 18°
- Rotation: vertical
- Dimensions: 310x119x327 mm
- Product weight: 4.4 Kg
- IP rating: IP66
- Driver included/excluded: included



Carlow 30 RGBWA A0720060

3x7 W 5-in-1 LED

- Input voltage: 230 VAC
- Power consumption: 24 W
- Dimming: DMX
- LED color: RGBWA
- Light output: R – 89.3 Lm, G – 243 Lm, B – 58 Lm, W – 206 Lm, A – 143 Lm, RGBWA – 587 Lm
- Beam angle: 28°
- Rotation: vertical
- Dimensions: 220x194x113 mm
- Product weight: 1.45 Kg
- IP rating: IP66
- Driver included/excluded: included

**Carlow 120 RGBWA A0720061**

12x10 W 5-in-1 LED

- Input voltage: 230 VAC
- Power consumption: 89 W
- Dimming: DMX
- LED color: RGBWA
- Light output: R – 332 Lm, G – 945 Lm, B – 201 Lm, W – 818 Lm, A – 546 Lm, RGBWA – 2385 Lm
- Beam angle: 28°
- Rotation: vertical
- Dimensions: 310x119x327 mm
- Product weight: 4.4 Kg
- IP rating: IP66
- Driver included/excluded: included





Floris-30 Grey 3000 K A0730430

LED

Floris-30 Coffee 3000 K A0730435

LED

- Input voltage: 230 VAC
- Power consumption: 8 W
- Color temperature: 3000 K
- Light output: 297 Lm
- CRI: 80
- Beam angle: -
- Dimensions: 300x100x100 mm
- Mounting size: 100x55 mm
- Product weight: 1.8 Kg
- IP rating: IP54
- Driver included/excluded: included




Floris-60 Grey 3000 K A0730440

LED

Floris-60 Coffee 3000 K A0730445

LED

- Input voltage: 230 VAC
- Power consumption: 8 W
- Color temperature: 3000 K
- Light output: 297 Lm
- CRI: 80
- Beam angle: -
- Dimensions: 600x100x100 mm
- Mounting size: 100x55 mm
- Product weight: 2.7 Kg
- IP rating: IP54
- Driver included/excluded: included





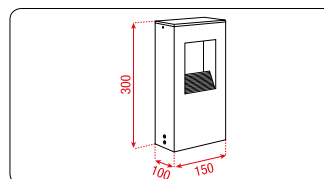
Lyon-12 Grey Single 3000 K A0730119

1x3 W COB LED

Lyon-12 Coffee Single 3000 K A0730117

1x3 W COB LED

- Input voltage: 230 VAC
- Power consumption: 8 W
- Color temperature: 3000 K
- Light output: 220 Lm
- CRI: 80
- Beam angle: -
- Dimensions: 300x150x100 mm
- Mounting size: 150x100 mm
- Product weight: 2.39 Kg
- IP rating: IP54
- Driver included/excluded: included



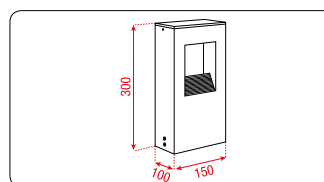
Lyon-11 Grey Double 3000 K A0730118

1x3 W COB LED

Lyon-11 Coffee Double 3000 K A0730116

1x3 W COB LED

- Input voltage: 230 VAC
- Power consumption: 8 W
- Color temperature: 3000 K
- Light output: 220 Lm
- CRI: 80
- Beam angle: -
- Dimensions: 300x150x100 mm
- Mounting size: 150x100 mm
- Product weight: 2.63 Kg
- IP rating: IP54
- Driver included/excluded: included







NEW Vienne-Wall 3000 K A0730134

12x0.3 W LED

- | | |
|-----------------------------|------------|
| • Input voltage: | 230 VAC |
| • Power consumption: | 4 W |
| • Color temperature: | 3000 K |
| • Light output: | 180 Lm |
| • CRI: | 80 |
| • Beam angle: | - |
| • Dimensions: | Ø54x200 mm |
| • Mounting size: | 100x30 mm |
| • Product weight: | 0.7 Kg |
| • IP rating: | IP54 |
| • Driver included/excluded: | included |



NEW Vienne-30 3000 K A0730135

12x0.3 W LED

- | | |
|-----------------------------|------------|
| • Input voltage: | 230 VAC |
| • Power consumption: | 4 W |
| • Color temperature: | 3000 K |
| • Light output: | 180 Lm |
| • CRI: | 80 |
| • Beam angle: | - |
| • Dimensions: | Ø54x300 mm |
| • Mounting size: | Ø90 mm |
| • Product weight: | 0.8 Kg |
| • IP rating: | IP54 |
| • Driver included/excluded: | included |

NEW Vienne-60 3000 K A0730136

12x0.3 W LED

- Input voltage: 230 VAC
- Power consumption: 4 W
- Color temperature: 3000 K
- Light output: 180 Lm
- CRI: 80
- Beam angle: -
- Dimensions: Ø54x600 mm
- Mounting size: Ø90 mm
- Product weight: 1.2 Kg
- IP rating: IP54
- Driver included/excluded: included

**NEW Vienne-90 3000 K A0730137**

12x0.3 W LED

- Input voltage: 230 VAC
- Power consumption: 4 W
- Color temperature: 3000 K
- Light output: 180 Lm
- CRI: 80
- Beam angle: -
- Dimensions: Ø54x900 mm
- Mounting size: Ø90 mm
- Product weight: 1.5 Kg
- IP rating: IP54
- Driver included/excluded: included






NEW Arras 3000 K A0730124

8x1 W LED

- Input voltage: 230 VAC
- Power consumption: 8 W
- Color temperature: 3000 K
- Light output: 640 Lm
- CRI: 80
- Beam angle: -
- Dimensions: Ø150x100 mm
- Mounting size: Ø127 mm
- Product weight: 1.65 Kg
- IP rating: IP65
- Driver included/excluded: included



NEW Arras-Wall 3000 K A0730125

8x1 W LED

- Input voltage: 230 VAC
- Power consumption: 8 W
- Color temperature: 3000 K
- Light output: 640 Lm
- CRI: 80
- Beam angle: -
- Dimensions: 165x150x189 mm
- Mounting size: 128x65 mm
- Product weight: 2 Kg
- IP rating: IP65
- Driver included/excluded: included

NEW Arras-30 3000 K A0730126

8x1 W LED

- Input voltage: 230 VAC
- Power consumption: 8 W
- Color temperature: 3000 K
- Light output: 640 Lm
- CRI: 80
- Beam angle: -
- Dimensions: Ø150x380 mm
- Mounting size: Ø127 mm
- Product weight: 2 Kg
- IP rating: IP65
- Driver included/excluded: included

**NEW Arras-60 3000 K A0730127**

8x1 W LED

- Input voltage: 230 VAC
- Power consumption: 8 W
- Color temperature: 3000 K
- Light output: 640 Lm
- CRI: 80
- Beam angle: -
- Dimensions: Ø150x680 mm
- Mounting size: Ø127 mm
- Product weight: 2.2 Kg
- IP rating: IP65
- Driver included/excluded: included

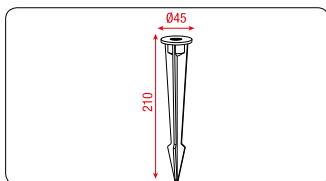
**NEW Arras-90 3000 K A0730128**

8x1 W LED

- Input voltage: 230 VAC
- Power consumption: 8 W
- Color temperature: 3000 K
- Light output: 640 Lm
- CRI: 80
- Beam angle: -
- Dimensions: Ø150x980 mm
- Mounting size: Ø127 mm
- Product weight: 2.5 Kg
- IP rating: IP65
- Driver included/excluded: included

Garden spike A A9930012

- Material: plastic
- Dimensions: Ø45x210 mm



Connectors

- A9920700** T-connect IP68 1x 4-pin male / 2x 4-pin female
- A9920707** Chassis male 4-pin IP68
- A9920708** Chassis female 4-pin IP68
- A9920709** Connector male 4-pin IP68
- A9920710** In-line connector female 4-pin IP68
- A9920711** Connector female 4-pin IP68
- A9920712** In-line connector male 4-pin IP68





A9920725 1.5 m 2x1 mm² open end cable / 4-pin IP68 female connector

A9920726 3 m 2x1 mm² open end cable / 4-pin IP68 female connector



A9920729 1.5 m 2x1 mm² open end cable / 4-pin IP68 female in-line connector

A9920730 3 m 2x1 mm² open end cable / 4-pin IP68 female in-line connector



A9920741 4-pin IP68 SP2110P connector / 1.5 m 4x1 mm² cable / 4-pin IP68 female connector

A9920742 4-pin IP68 SP2110P connector / 3 m 4x1 mm² cable / 4-pin IP68 female connector

A9920743 4-pin IP68 SP2110P connector / 6 m 4x0.75 mm² cable / 4-pin IP68 female connector



A9920745 4-pin IP68 SP2110P connector / 1.5 m 4x1 mm² cable / 4-pin IP68 female in-line connector

A9920746 4-pin IP68 SP2110P connector / 3 m 4x1 mm² cable / 4-pin IP68 female in-line connector

A9920747 4-pin IP68 SP2110P connector / 6 m 4x0.75 mm² cable / 4-pin IP68 female in-line connector



A9920733 1.5 m 4x1 mm² open end cable / 4-pin IP68 SP2110S female connector

A9920734 3 m 4x1 mm² open end cable / 4-pin IP68 SP2110S female connector



A9920737 1.5 m 4x1 mm² open end cable / 4-pin IP68 SP2110S female in-line connector

A9920738 3 m 4x1 mm² open end cable / 4-pin IP68 SP2110S female in-line connector

Santiago Ribbon

The Santiago Ribbon is the latest addition to our LED strip program. This 20 meter constant current LED strip is available in different color temperatures. Because of its length, the Santiago Ribbon is ideal to be used in large projects. We recommend to connect a power supply on both sides of the LED strip.

NEW Santiago Ribbon 2400 K - 60 - 24 VDC A0852200

3528 LED constant current

NEW Santiago Ribbon 2700 K - 60 - 24 VDC A0852201

3528 LED constant current

NEW Santiago Ribbon 3000 K - 60 - 24 VDC A0852202

3528 LED constant current

NEW Santiago Ribbon 4000 K - 60 - 24 VDC A0852203

3528 LED constant current



SANTIAGO RIBBON 60 LED/M 3528 LED CONSTANT CURRENT

Ordercode	Input voltage	Power/20m	LED color	Lumen output/20m	Beam angle LED	LED m/20m	Dimensions	Cutting length	IP rating	PCB Color
A0852200	24 VDC	96 W	WW 2400 K	5900	120°	60/1200	20.000x10x2 mm	100 mm/6 LED/0.48 W	IP20	white
A0852201	24 VDC	96 W	WW 2700 K	6100	120°	60/1200	20.000x10x2 mm	100 mm/6 LED/0.48 W	IP20	white
A0852202	24 VDC	96 W	WW 3000 K	6300	120°	60/1200	20.000x10x2 mm	100 mm/6 LED/0.48 W	IP20	white
A0852203	24 VDC	96 W	NW 4000 K	6700	120°	60/1200	20.000x10x2 mm	100 mm/6 LED/0.48 W	IP20	white



NEW Santiago Ribbon 2400 K - 60 - 24 VDC A0852210

5050 LED constant current

NEW Santiago Ribbon 2700 K - 60 - 24 VDC A0852211

5050 LED constant current

NEW Santiago Ribbon 3000 K - 60 - 24 VDC A0852212

5050 LED constant current

NEW Santiago Ribbon 4000 K - 60 - 24 VDC A0852213

5050 LED constant current

**SANTIAGO RIBBON 60 LED/M 5050 LED CONSTANT CURRENT**

Ordercode	Input voltage	Power/20m	LED color	Lumen output/20m	Beam angle LED	LED m/20m	Dimensions	Cutting length	IP rating	PCB Color
A0852210	24 VDC	288 W	WW 2400 K	17.900	120°	60/1200	20.000x10x2 mm	100 mm/6 LED/1.44 W	IP20	white
A0852211	24 VDC	288 W	WW 2700 K	17.800	120°	60/1200	20.000x10x2 mm	100 mm/6 LED/1.44 W	IP20	white
A0852212	24 VDC	288 W	WW 3000 K	18.900	120°	60/1200	20.000x10x2 mm	100 mm/6 LED/1.44 W	IP20	white
A0852213	24 VDC	288 W	NW 4000 K	19.000	120°	60/1200	20.000x10x2 mm	100 mm/6 LED/1.44 W	IP20	white

NEW Santiago Ribbon 2400 K - 120 - 24 VDC A0852220

3528 LED constant current

NEW Santiago Ribbon 2700 K - 120 - 24 VDC A0852221

3528 LED constant current

NEW Santiago Ribbon 3000 K - 120 - 24 VDC A0852222

3528 LED constant current

NEW Santiago Ribbon 4000 K - 120 - 24 VDC A0852223

3528 LED constant current

**SANTIAGO RIBBON 120 LED/M 3528 LED CONSTANT CURRENT**

Ordercode	Input voltage	Power/20m	LED color	Lumen output/20m	Beam angle LED	LED m/20m	Dimensions	Cutting length	IP rating	PCB Color
A0852220	24 VDC	192 W	WW 2400 K	12.600	120°	120/2400	20.000x10x2 mm	50 mm/6 LED/0.48 W	IP20	white
A0852221	24 VDC	192 W	WW 2700 K	13.000	120°	120/2400	20.000x10x2 mm	50 mm/6 LED/0.48 W	IP20	white
A0852222	24 VDC	192 W	WW 3000 K	13.400	120°	120/2400	20.000x10x2 mm	50 mm/6 LED/0.48 W	IP20	white
A0852223	24 VDC	192 W	NW 4000 K	13.800	120°	120/2400	20.000x10x2 mm	50 mm/6 LED/0.48 W	IP20	white

NEW Havana Ribbon 2400 K - 30 - 24 VDC A0852048

5050 LED constant voltage

Havana Ribbon 2700 K - 30 - 24 VDC A0852045

5050 LED constant voltage

Havana Ribbon 3000 K - 30 - 24 VDC A0852046

5050 LED constant voltage

NEW Havana Ribbon 4000 K - 30 - 24 VDC A0852049

5050 LED constant voltage

Havana Ribbon 6000 K - 30 - 24 VDC A0852047

5050 LED constant voltage



Havana Ribbon RGB - 30 - 24 VDC A0852001

5050 LED 3-in-1 constant voltage

Havana Ribbon RGB - 30 - 24 VDC A0852021

5050 LED 3-in-1 constant voltage

Havana Ribbon RGB - 30 - 12 VDC A0852101

5050 LED 3-in-1 constant voltage



HAVANA RIBBON 30 LED/M 5050 LED CONSTANT VOLTAGE

Ordercode	Input voltage	Power/5m	LED color	Lumen output/5m	Beam angle LED	LED m/5m	Dimensions	Cutting length	IP rating	PCB Color
A0852048	24 VDC	36 W	WW 2400 K	1700	120°	30/150	5000x10x2 mm	166.7 mm/5 LED/1.2 W	IP20	white
A0852045	24 VDC	36 W	WW 2700 K	1750	120°	30/150	5000x10x2 mm	166.7 mm/5 LED/1.2 W	IP20	white
A0852046	24 VDC	36 W	WW 3000 K	1850	120°	30/150	5000x10x2 mm	166.7 mm/5 LED/1.2 W	IP20	white
A0852049	24 VDC	36 W	NW 4000 K	2725	120°	30/150	5000x10x2 mm	166.7 mm/5 LED/1.2 W	IP20	white
A0852047	24 VDC	36 W	CW 6000 K	2350	120°	30/150	5000x10x2 mm	166.7 mm/5 LED/1.2 W	IP20	white
A0852001	24 VDC	36 W	RGB	R - 300 G - 600 B - 375	120°	30/150	5000x10x2 mm	166.7 mm/5 LED/1.2 W	IP20	white
A0852021	24 VDC	36 W	RGB	R - 300 G - 600 B - 375	120°	30/150	5000x10x2 mm	166.7 mm/5 LED/1.2 W	IP20	black
A0852101	12 VDC	36 W	RGB	R - 300 G - 600 B - 375	120°	30/150	5000x10x2 mm	100 mm/3 LED/0.72 W	IP20	white

NEW Havana Ribbon 2700 K - 60 - 24 VDC A0852070

2835 LED constant voltage

NEW Havana Ribbon 3000 K - 60 - 24 VDC A0852071

2835 LED constant voltage

NEW Havana Ribbon 4000 K - 60 - 24 VDC A0852072

2835 LED constant voltage



HAVANA RIBBON 60 LED/M 2835 LED CONSTANT VOLTAGE

Ordercode	Input voltage	Power/5m	LED color	Lumen ouput/5m	Beam angle LED	LED m/5m	Dimensions	Cutting length	IP rating	PCB Color
A0852070	24 VDC	72 W	EW 2700 K	5750	120°	60/300	5000x10x1.5 mm	100 mm/6 LED/1.44 W	IP20	white
A0852071	24 VDC	72 W	WW 3000 K	6000	120°	60/300	5000x10x1.5 mm	100 mm/6 LED/1.44 W	IP20	white
A0852072	24 VDC	72 W	NW 4000 K	6250	120°	60/300	5000x10x1.5 mm	100 mm/6 LED/1.44 W	IP20	white

NEW Havana Ribbon 2400 K - 60 - 24 VDC A0852033

3528 LED constant voltage

Havana Ribbon 2700 K - 60 - 24 VDC A0852030

3528 LED constant voltage

Havana Ribbon 3000 K - 60 - 24 VDC A0852031

3528 LED constant voltage

NEW Havana Ribbon 4000 K - 60 - 24 VDC A0852034



3528 LED constant voltage

Havana Ribbon 6000 K - 60 - 24 VDC A0852032

3528 LED constant voltage

NEW Havana Ribbon UV - 60 - 24 VDC A0852035

3528 LED constant voltage



HAVANA RIBBON 60 LED/M 3528 LED CONSTANT VOLTAGE

Ordercode	Input voltage	Power/5m	LED color	Lumen ouput/5m	Beam angle LED	LED m/5m	Dimensions	Cutting length	IP rating	PCB Color
A0852033	24 VDC	24 W	EW 2400 K	1275	120°	60/300	5000x8x2 mm	100 mm/6 LED/0.48 W	IP20	white
A0852030	24 VDC	24 W	EW 2700 K	1325	120°	60/300	5000x8x2 mm	100 mm/6 LED/0.48 W	IP20	white
A0852031	24 VDC	24 W	WW 3000 K	1325	120°	60/300	5000x8x2 mm	100 mm/6 LED/0.48 W	IP20	white
A0852034	24 VDC	24 W	NW 4000 K	1400	120°	60/300	5000x8x2 mm	100 mm/6 LED/0.48 W	IP20	white
A0852032	24 VDC	24 W	CW 6000 K	1680	120°	60/300	5000x8x2 mm	100 mm/6 LED/0.48 W	IP20	white
A0852035	24 VDC	24 W	UV 400 nm	300	120°	60/300	5000x8x2 mm	100 mm/6 LED/0.48 W	IP20	white

NEW Havana Ribbon 2400 K - 60 - 24 VDC A0852053

5050 LED constant voltage

Havana Ribbon 2700 K - 60 - 24 VDC A0852050

5050 LED constant voltage

Havana Ribbon 3000 K - 60 - 24 VDC A0852051

5050 LED constant voltage

NEW Havana Ribbon 4000 K - 60 - 24 VDC A0852054


5050 LED constant voltage

Havana Ribbon 6000 K - 60 - 24 VDC A0852052

5050 LED constant voltage

NEW Havana Ribbon UV - 60 - 24 VDC A0852008

5050 LED constant voltage



Havana Ribbon RGB - 60 - 24 VDC A0852002

5050 LED 3-in-1 constant voltage

Havana Ribbon RGB - 60 - 24 VDC A0852022

5050 LED 3-in-1 constant voltage

Havana Ribbon RGB - 60 - 12 VDC A0852102

5050 LED 3-in-1 constant voltage



NEW Havana Ribbon RGBW - 60 - 24 VDC A0852006

5050 LED 4-in-1 RGBW (3000 K) constant voltage

NEW Havana Ribbon RGBW - 60 - 24 VDC A0852007

5050 LED 4-in-1 RGBW (6000 K) constant voltage



HAVANA RIBBON 60 LED/M 5050 LED CONSTANT VOLTAGE

Ordercode	Input voltage	Power/5m	LED color	Lumen ouput/5m	Beam angle LED	LED m/5m	Dimensions	Cutting length	IP rating	PCB Color
A0852053	24 VDC	72 W	EW 2400 K	3750	120°	60/300	5000x10x2 mm	100 mm/6 LED/1.44 W	IP20	white
A0852050	24 VDC	72 W	EW 2700 K	3800	120°	60/300	5000x10x2 mm	100 mm/6 LED/1.44 W	IP20	white
A0852051	24 VDC	72 W	WW 3000 K	3935	120°	60/300	5000x10x2 mm	100 mm/6 LED/1.44 W	IP20	white
A0852054	24 VDC	72 W	NW 4000 K	4750	120°	60/300	5000x10x2 mm	100 mm/6 LED/1.44 W	IP20	white
A0852052	24 VDC	72 W	CW 6000 K	4490	120°	60/300	5000x10x2 mm	100 mm/6 LED/1.44 W	IP20	white
A0852002	24 VDC	72 W	RGB	R - 600 G - 1200 B - 750	120°	60/300	5000x10x2 mm	100 mm/6 LED/1.44 W	IP20	white
A0852022	24 VDC	72 W	RGB	R - 600 G - 1200 B - 750	120°	60/300	5000x10x2 mm	100 mm/6 LED/1.44 W	IP20	black
A0852102	12 VDC	72 W	RGB	R - 600 G - 1200 B - 750	120°	60/300	5000x10x2 mm	50 mm/3 LED/0.72 W	IP20	white
A0852006	24 VDC	72 W	RGBW (3000 K)	R - 320 G - 184 B - 195 W - 2620	120°	60/300	5000x12x2 mm	100 mm/6 LED/1.44 W	IP20	white
A0852007	24 VDC	72 W	RGBW (6000 K)	R - 320 G - 920 B - 195 W - 2750	120°	60/300	5000x12x2 mm	100 mm/6 LED/1.44 W	IP20	white
A0852008	24 VDC	72 W	UV 400 nm	300	120°	60/300	5000x10x2 mm	100 mm/6 LED/1.44 W	IP20	white



NEW Havana Ribbon RGB+W - 72 - 24 VDC A0852004

5050 + 3528 LED 3-in-1 RGB + 3000 K constant voltage


Havana Ribbon RGB+W - 72 - 24 VDC A0852005

5050 + 3528 LED RGB 3-in-1 + 6000 K constant voltage



HAVANA RIBBON 72 LED/M 5050 + 3528 LED CONSTANT VOLTAGE

Ordercode	Input voltage	Power/5m	LED color	Lumen output/5m	Beam angle LED	LED m/5m	Dimensions	Cutting length	IP rating	PCB Color
A0852004	24 VDC	58 W	RGB + W (3000 K)	R - 360 G - 720 B - 450 W - 1125	120°	72/360	5000x10x2 mm	166.7 mm/12 LED/1.93 W	IP20	white
A0852005	24 VDC	58 W	RGB + W (6000 K)	R - 360 G - 720 B - 450 W - 1260	120°	72/360	5000x10x2 mm	166.7 mm/6 LED/1.93 W	IP20	white



Havana Ribbon 3000 K + 6000 K - 120 - 24 VDC A0852020
3527 LED constant voltage



HAVANA RIBBON 120 LED/M 3527 LED CONSTANT VOLTAGE

Ordercode	Input voltage	Power/5m	LED color	Lumen ouput/5m	Beam angle LED	LED m/5m	Dimensions	Cutting length	IP rating	PCB Color
A0852020	24 VDC	96 W	3000 K + 6000 K	1500	120°	120/600	5000x10x2 mm	50 mm/6 LED/0.96 W	IP20	white

NEW Havana Ribbon 2400 K - 120 - 24 VDC A0852043
3528 LED constant voltage

Havana Ribbon 2700 K - 120 - 24 VDC A0852040
3528 LED constant voltage

Havana Ribbon 3000 K - 120 - 24 VDC A0852041
3528 LED constant voltage

NEW Havana Ribbon 4000 K - 120 - 24 VDC A0852044
3528 LED constant voltage

Havana Ribbon 6000 K - 120 - 24 VDC A0852042
3528 LED constant voltage



HAVANA RIBBON 120 LED/M 3528 LED CONSTANT VOLTAGE

Ordercode	Input voltage	Power/5m	LED color	Lumen ouput/5m	Beam angle LED	LED m/5m	Dimensions	Cutting length	IP rating	PCB Color
A0852043	24 VDC	48 W	EW 2400 K	2750	120°	120/600	5000x8x2 mm	50 mm/6 LED/0.48 W	IP20	white
A0852040	24 VDC	48 W	EW 2700 K	3000	120°	120/600	5000x8x2 mm	50 mm/6 LED/0.48 W	IP20	white
A0852041	24 VDC	48 W	WW 3000 K	3050	120°	120/600	5000x8x2 mm	50 mm/6 LED/0.48 W	IP20	white
A0852044	24 VDC	48 W	NW 4000 K	3250	120°	120/600	5000x8x2 mm	50 mm/6 LED/0.48 W	IP20	white
A0852042	24 VDC	48 W	CW 6000 K	3350	120°	120/600	5000x8x2 mm	50 mm/6 LED/0.48 W	IP20	white

Havana Ribbon 2700 K - 240 - 24 VDC A0852060

3528 LED constant voltage

Havana Ribbon 3000 K - 240 - 24 VDC A0852061

3528 LED constant voltage

Havana Ribbon 6000 K - 240 - 24 VDC A0852062

3528 LED constant voltage

**HAVANA RIBBON 240 LED/M 3528 LED CONSTANT VOLTAGE**

Ordercode	Input voltage	Power/5m	LED color	Lumen output/5m	Beam angle LED	LED m/5m	Dimensions	Cutting length	IP rating	PCB Color
A0852060	24 VDC	96 W	WW 2700 K	5250	120°	240/1200	5000x15x2 mm	50 mm/12 LED/0.96 W	IP20	white
A0852061	24 VDC	96 W	WW 3000 K	5250	120°	240/1200	5000x15x2 mm	50 mm/12 LED/0.96 W	IP20	white
A0852062	24 VDC	96 W	CW 6000 K	6700	120°	240/1200	5000x15x2 mm	50 mm/12 LED/0.96 W	IP20	white

Havana Dropper 3000 K - 30 - 24 VDC A0856503

5050 LED constant voltage

Havana Dropper 6000 K - 30 - 24 VDC A0856505



5050 LED constant voltage

Havana Dropper 3000 K - 30 - 12 VDC A0856513

5050 LED constant voltage

Havana Dropper 6000 K - 30 - 12 VDC A0856515

5050 LED constant voltage

**Havana Dropper RGB - 30 - 24 VDC A0856501**


5050 LED 3-in-1 constant voltage

Havana Dropper RGB - 30 - 12 VDC A0856511

5050 LED 3-in-1 constant voltage

**HAVANA DROPPER 30 LED/M 5050 LED CONSTANT VOLTAGE**

Ordercode	Input voltage	Power/5m	LED color	Lumen output/5m	Beam angle LED	LED m/5m	Dimensions	Cutting length	IP rating	PCB Color
A0856503	24 VDC	36 W	WW 3000 K	1850	120°	30/150	5000x10x3 mm	166.7 mm/5 LED/1.2 W	IP62	white
A0856505	24 VDC	36 W	CW 6000 K	2350	120°	30/150	5000x10x3 mm	166.7 mm/5 LED/1.2 W	IP62	white
A0856501	24 VDC	36 W	RGB	R - 300 G - 600 B - 375	120°	30/150	5000x10x3 mm	166.7 mm/5 LED/1.2 W	IP62	white
A0856513	12 VDC	36 W	WW 3000 K	1850	120°	30/150	5000x10x3 mm	100 mm/3 LED/0.72 W	IP62	white
A0856515	12 VDC	36 W	CW 6000 K	2350	120°	30/150	5000x10x3 mm	100 mm/3 LED/0.72 W	IP62	white
A0856511	12 VDC	36 W	RGB	R - 300 G - 600 B - 375	120°	30/150	5000x10x3 mm	100 mm/3 LED/0.72 W	IP62	white



Havana Dropper 3000 K - 60 - 24 VDC A0856504

5050 LED constant voltage

Havana Dropper 6000 K - 60 - 24 VDC A0856506

5050 LED constant voltage

Havana Dropper 3000 K - 60 - 12 VDC A0856514

5050 LED constant voltage

Havana Dropper 6000 K - 60 - 12 VDC A0856516

5050 LED constant voltage




Havana Dropper RGB - 60 - 24 VDC A0856502

5050 LED RGB 3-in-1 constant voltage

Havana Dropper RGB - 60 - 12 VDC A0856512

5050 LED 3-in-1 constant voltage



HAVANA DROPPER 60 LED/M 5050 LED CONSTANT VOLTAGE

Ordercode	Input voltage	Power/5m	LED color	Lumen output/5m	Beam angle LED	LED m/5m	Dimensions	Cutting length	IP rating	PCB Color
A0856504	24 VDC	72 W	WW 3000 K	3700	120°	60/300	5000x10x3 mm	100 mm/6 LED/1.44 W	IP62	white
A0856506	24 VDC	72 W	CW 6000 K	4725	120°	60/300	5000x10x3 mm	100 mm/6 LED/1.44 W	IP62	white
A0856502	24 VDC	72 W	RGB	R - 600 G - 1200 B - 750	120°	60/300	5000x10x3 mm	100 mm/6 LED/1.44 W	IP62	white
A0856514	12 VDC	72 W	WW 3000 K	3700	120°	60/300	5000x10x3 mm	50 mm/3 LED/0.72 W	IP62	white
A0856516	12 VDC	72 W	CW 6000 K	4725	120°	60/300	5000x10x3 mm	50 mm/3 LED/0.72 W	IP62	white
A0856512	12 VDC	72 W	RGB	R - 600 G - 1200 B - 750	120°	60/300	5000x10x3 mm	50 mm/3 LED/0.72 W	IP62	white

Havana Jade 3000 K - 60 - 24 VDC A0856803

3528 LED constant voltage

Havana Jade 6000 K - 60 - 24 VDC A0856806

3528 LED constant voltage

**HAVANA JADE 60 LED/M 3528 LED CONSTANT VOLTAGE**

Ordercode	Input voltage	Power/5m	LED color	Lumen output/5m	Beam angle LED	LED m/5m	Dimensions	Cutting length	IP rating	PCB Color
A0856803	24 VDC	24 W	WW 3000 K	1325	120°	60/300	5000x10x5 mm	100 mm/6 LED/0.48 W	IP68	white
A0856806	24 VDC	24 W	CW 6000 K	1575	120°	60/300	5000x10x5 mm	100 mm/6 LED/0.48 W	IP68	white

Havana Jade 3000 K - 120 - 24 VDC A0856813

3528 LED constant voltage

NEW Havana Jade 4000 K - 120 - 24 VDC A0856817

3528 LED constant voltage

Havana Jade 6000 K - 120 - 24 VDC A0856816

3528 LED constant voltage

**HAVANA JADE 120 LED/M 3528 LED CONSTANT VOLTAGE**

Ordercode	Input voltage	Power/5m	LED color	Lumen output/5m	Beam angle LED	LED m/5m	Dimensions	Cutting length	IP rating	PCB Color
A0856813	24 VDC	48 W	WW 3000 K	2450	120°	120/600	5000x10x5 mm	50 mm/6 LED/0.48 W	IP68	white
A0856817	24 VDC	48 W	NW 4000 K	3050	120°	120/600	5000x10x5 mm	50 mm/6 LED/0.48 W	IP68	white
A0856816	24 VDC	48 W	CW 6000 K	3150	120°	120/600	5000x10x5 mm	50 mm/6 LED/0.48 W	IP68	white

Havana Jade 3000 K - 240 - 24 VDC A0856823

3528 LED constant voltage

Havana Jade 6000 K - 240 - 24 VDC A0856826

3528 LED constant voltage

**HAVANA JADE 240 LED/M 3528 LED CONSTANT VOLTAGE**

Ordercode	Input voltage	Power/5m	LED color	Lumen output/5m	Beam angle LED	LED m/5m	Dimensions	Cutting length	IP rating	PCB Color
A0856823	24 VDC	96 W	WW 3000 K	7680	120°	240/1200	5000x15x5 mm	50 mm/12 LED/0.96 W	IP68	white
A0856826	24 VDC	96 W	CW 6000 K	7900	120°	240/1200	5000x15x5 mm	50 mm/12 LED/0.96 W	IP68	white

Havana Rigid 3000 K - 30 - 24 VDC A0866702

5050 LED constant voltage

Havana Rigid 6000 K - 30 - 24 VDC A0866703

5050 LED constant voltage

Havana Rigid RGB - 30 - 24 VDC A0866701

5050 LED 3-in-1 constant voltage



HAVANA RIGID 30 LED/M 5050 LED CONSTANT VOLTAGE

Ordercode	Input voltage	Power/m	LED color	Lumen output/m	Beam angle LED	LED/m	Dimensions	Cutting length	IP rating	PCB Color
A0866702	24 VDC	7.2 W	WW 3000 K	353	120°	30	1000x15x7 mm	-	IP65	white
A0866703	24 VDC	7.2 W	CW 6000 K	450	120°	30	1000x15x7 mm	-	IP65	white
A0866701	24 VDC	7.2 W	RGB	R - 60 G - 120 B - 75	120°	30	1000x15x7 mm	-	IP65	white

Havana Rigid 3000 K - 72 - 24 VDC A0866705


5050 LED constant voltage

Havana Rigid 6000 K - 72 - 24 VDC A0866706

5050 LED constant voltage

Havana Rigid RGB - 72 - 24 VDC A0866704

5050 LED 3-in-1 constant voltage



HAVANA RIGID 72 LED/M 5050 LED CONSTANT VOLTAGE


Ordercode	Input voltage	Power/m	LED color	Lumen output/m	Beam angle LED	LED/m	Dimensions	Cutting length	IP rating	PCB Color
A0866705	24 VDC	17.28 W	WW 3000 K	965	120°	72	1000x15x7 mm	-	IP65	white
A0866706	24 VDC	17.28 W	CW 6000 K	1115	120°	72	1000x15x7 mm	-	IP65	white
A0866704	24 VDC	17.28 W	RGB	R - 144 G - 288 B - 180	120°	72	1000x15x7 mm	-	IP65	white

Havana Rigid 3000 K - 180 - 24 VDC A0866707

3528 LED constant voltage

Havana Rigid 6000 K - 180 - 24 VDC A0866708


3528 LED constant voltage



HAVANA RIGID 180 LED/M 3528 LED CONSTANT VOLTAGE

Ordercode	Input voltage	Power/m	LED color	Lumen output/m	Beam angle LED	LED/m	Dimensions	Cutting length	IP rating	PCB Color
A0866707	24 VDC	14.4 W	WW 3000 K	705	120°	180	1000x15x7 mm	-	IP65	white
A0866708	24 VDC	14.4 W	CW 6000 K	900	120°	180	1000x15x7 mm	-	IP65	white

- Mendoza Chain 3000 K - 3 A0866781**
5050 LED constant voltage
- Mendoza Chain 6000 K - 3 A0866782**
5050 LED constant voltage
- Mendoza Chain RGB - 3 A0866785**
5050 LED 3-in-1 constant voltage




MENDOZA CHAIN CONSTANT VOLTAGE


Ordercode	Input voltage	Power/8,5m	LED color	Lumen ouput/8,5m	Beam angle LED	LED m/8,5m	Dimensions	Cutting length	IP rating	PCB Color
A0866781	12 VDC	18 W (0.36 W/unit)	WW 3000 K	1100 (22/unit)	120°	3/150	8500x17x5.8 mm (83x17x5.8 mm/unit)	-	IP65	white
A0866782	12 VDC	18 W (0.36 W/unit)	CW 6000 K	2000 (40/unit)	120°	3/150	8500x17x5.8 mm (83x17x5.8 mm/unit)	-	IP65	white
A0866785	12 VDC	36 W (0.72 W/unit)	RGB	600 (12/unit)	120°	3/150	8500x17x5.8 mm (83x17x5.8 mm/unit)	-	IP65	white

MOODLIGHTS ACCESSORIES


- Havana Ribbon Input Connector A0852090**



- Havana Ribbon Connector A0852091**



- Havana Ribbon Cross-Connector A0852092**



- Havana Dropper End Caps A0856590** Bag 10 pieces

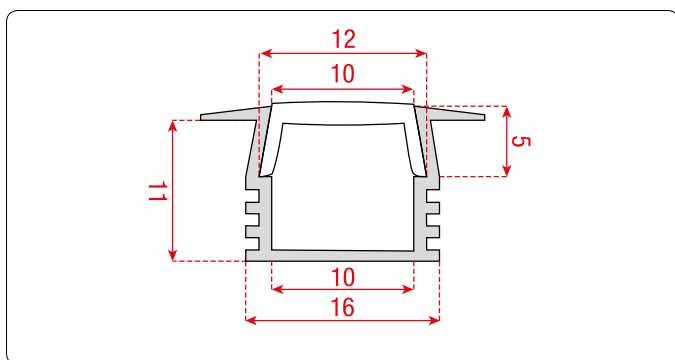



- Havana Dropper Mounting Clips A0856591** Bag 50 pieces



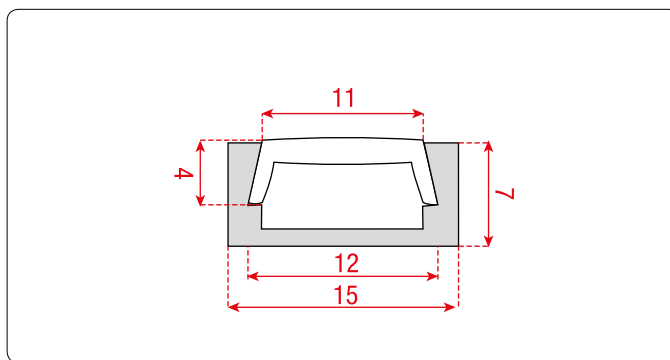

Profile Eco Recessed 11 A9930031

- Dimensions: 2000x16x11 mm
- Mounting: recessed
- Use indoor/outdoor: indoor
- Covers included/excluded: excluded



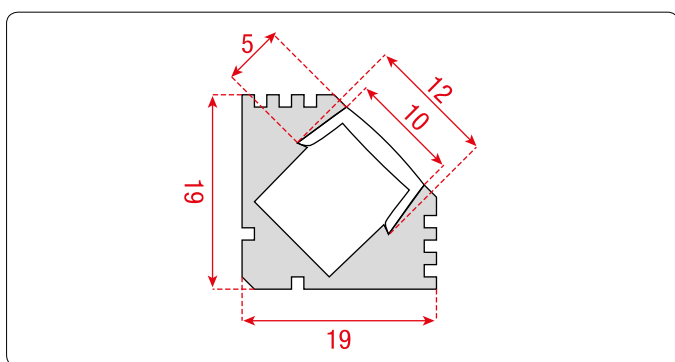
Profile Eco Surface 15 A9930030

- Dimensions: 2000x15x7 mm
- Mounting: surface
- Use indoor/outdoor: indoor
- Covers included/excluded: excluded



Profile Eco Corner 19 A9930032

- Dimensions: 2000x19x10 mm
- Mounting: corner
- Use indoor/outdoor: indoor
- Covers included/excluded: excluded



Profile Eco 10 Cover Clear A9930033

- Dimensions: 2000x12x5 mm
- Mounting: A9930030, A9930031, A9930032
- Use indoor/outdoor: indoor
- Profiles included/excluded: excluded

Profile Eco 10 Cover Milky A9930034

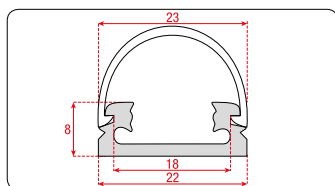
- Dimensions: 2000x12x5 mm
- Mounting: A9930030, A9930031, A9930032
- Use indoor/outdoor: indoor
- Profiles included/excluded: excluded





Profile Eco Surface 22 A9930020

- Dimensions: 2000x22x8 mm
- Mounting: surface
- Use indoor/outdoor: indoor
- Covers included/excluded: excluded



Profile Eco Surface 22 Cover Clear A9930021

- Dimensions: 2000x23x15 mm
- Mounting: A9930020
- Use indoor/outdoor: indoor
- Profiles included/excluded: excluded



Profile Eco Surface 22 Cover White A9930022

- Dimensions: 2000x23x15 mm
- Mounting: A9930020
- Use indoor/outdoor: indoor
- Profiles included/excluded: excluded



Profile Eco Surface 22 Cover Stripe A9930023

- Dimensions: 2000x23x15 mm
- Mounting: A9930020
- Use indoor/outdoor: indoor
- Profiles included/excluded: excluded



Profile Eco 22 Side Cover SQ A9930024

Square side cover, including screws, for A9930020.

Profile Eco 22 Side Cover R A9930025


Round side cover, including screws, for A9930020.

Profile Eco 22 Mounting Clips A9930026

10 pieces/bag

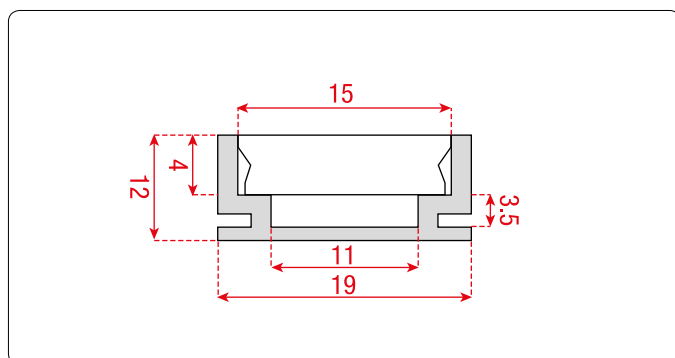
Mounting clips for A9930020.






Profile Eco Floor 19 A9930040

- Dimensions: 2000x19x12 mm
- Mounting: floor
- Use indoor/outdoor: indoor
- Covers included/excluded: excluded



Profile Eco 19 Cover Clear A9930041

- Dimensions: 2000x15x4 mm
- Mounting: A9930040
- Use indoor/outdoor: indoor
- Profiles included/excluded: excluded

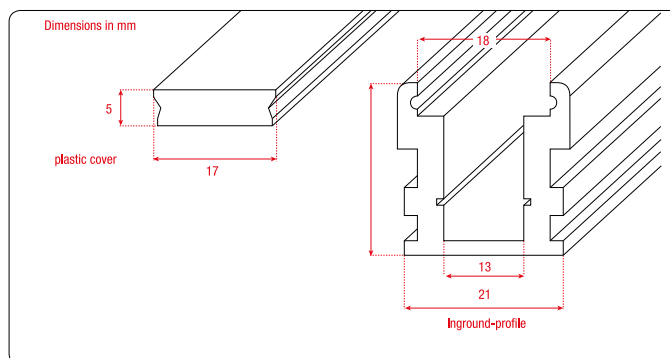


Profile Eco 19 Cover Milky A9930042

- Dimensions: 2000x15x4 mm
- Mounting: A9930040
- Use indoor/outdoor: indoor
- Profiles included/excluded: excluded


Profile Eco Floor 26 A9930050

- Dimensions: 2000x21x26 mm
- Mounting: floor
- Use indoor/outdoor: indoor
- Covers included/excluded: excluded



Profile Eco 26 Cover Clear A9930051

- Dimensions: 2000x17x5 mm
- Mounting: A9930050
- Use indoor/outdoor: indoor
- Profiles included/excluded: excluded



Profile Eco 26 Cover Milky A9930052



- Dimensions: 2000x17x5 mm
- Mounting: A9930050
- Use indoor/outdoor: indoor
- Profiles included/excluded: excluded



Profile Pro 1 Recessed A9930301

Natural Anodized Aluminum

- Dimensions: 2000x17.5x7 mm
- Mounting: recessed
- Use indoor/outdoor: indoor
- Covers included/excluded: included (1 opal matte PMMA cover + 1 semi clear PMMA cover + end caps)




End Cap Set Profile Pro 1 A9930351

- Mounting: A9930301
- Use indoor/outdoor: indoor

Profile Pro 5 Square A9930305

Natural Anodized Aluminum

- Dimensions: 2000x16x16 mm
- Mounting: corner
- Use indoor/outdoor: indoor
- Covers included/excluded: included (1 opal matte PMMA cover + 1 semi clear PMMA cover + mounting clips + end caps)



End Cap Set Profile Pro 5 A9930355

- Mounting: A9930305
- Use indoor/outdoor: indoor

Profile Pro 6 Corner A9930306

Natural Anodized Aluminum

- Dimensions: 2000x16x16 mm
- Mounting: corner
- Use indoor/outdoor: indoor
- Covers included/excluded: included (1 opal matte PMMA cover + 1 semi clear PMMA cover + mounting clips + end caps)




End Cap Set Profile Pro 6 A9930356

- Mounting: A9930306
- Use indoor/outdoor: indoor

Profile Pro 8 Round A9930308

Natural Anodized Aluminum

- Dimensions: 2000xØ21 mm
- Mounting: suspended or surface
- Use indoor/outdoor: indoor
- Covers included/excluded: included (1 opal matte PMMA cover + 1 semi clear PMMA cover + end caps)



End Cap Set Profile Pro 8 A9930358

- Mounting: A9930308
- Use indoor/outdoor: indoor

Moodlights

Moodlights Accessories

Profile Pro 9 Surface A9930309


Natural Anodized Aluminum

- Dimensions: 2000x19.6x8.2 mm
- Mounting: floor
- Use indoor/outdoor: indoor
- Covers included/excluded: included (1 opal matte PMMA cover + end caps)



End Cap Set Profile Pro 9 A9930359

- Mounting: A9930309
- Use indoor/outdoor: indoor



Profile Pro 10 Surface A9930310

Natural Anodized Aluminum

- Dimensions: 2000x20x20 mm
- Mounting: surface
- Use indoor/outdoor: indoor
- Covers included/excluded: included (1 opal matte PMMA cover + 1 semi clear PMMA cover + end caps)



End Cap Set Profile Pro 10 A9930360

- Mounting: A9930310
- Use indoor/outdoor: indoor



Profile Pro 11 Surface A9930311

Natural Anodized Aluminum

- Dimensions: 2000x20x20 mm
- Mounting: surface
- Use indoor/outdoor: indoor
- Covers included/excluded: included (1 opal matte PMMA cover + 1 semi clear PMMA cover + end caps)



End Cap Set Profile Pro 11 A9930361

- Mounting: A9930311
- Use indoor/outdoor: indoor



Profile Pro 12 Surface A9930312

Natural Anodized Aluminum

- Dimensions: 2000x20x16 mm
- Mounting: surface
- Use indoor/outdoor: indoor
- Covers included/excluded: included (1 clear PMMA cover + end caps)



End Cap Set Profile Pro 12 A9930362

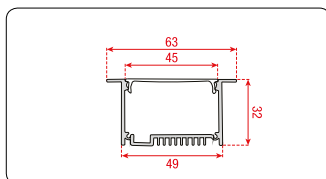

- Mounting: A9930312
- Use indoor/outdoor: indoor



Profile Pro-line 1 Recessed A9930315

Aluminum

- Dimensions: 2000x63x32 mm
- Mounting: recessed
- Use indoor/outdoor: indoor
- Covers included/excluded: included (1 matte cover + mounting clips + end caps)



End Cap Set Profile Pro-line 1 A9930331

- Mounting: A9930315
- Use indoor/outdoor: indoor

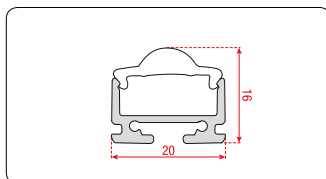
Mounting Clips Pro-line Pro 1 A9930349

- Mounting: A9930315
- Use indoor/outdoor: indoor

Profile Pro-line 2 Surface & Suspended A9930316

Aluminum

- Dimensions: 2000x20x16 mm
- Mounting: surface, suspended
- Use indoor/outdoor: indoor
- Covers included/excluded: included (1 matte cover + mounting clips surface+ end caps)



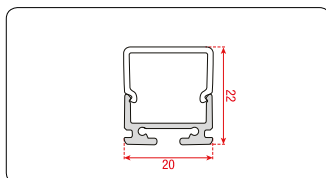
End Cap Set Profile Pro-line 2 A9930332

- Mounting: A9930316
- Use indoor/outdoor: indoor

Profile Pro-line 3 Surface & Suspended A9930317

Aluminum

- Dimensions: 2000x20x22 mm
- Mounting: surface, suspended
- Use indoor/outdoor: indoor
- Covers included/excluded: included (1 matte cover + mounting clips surface + end caps)



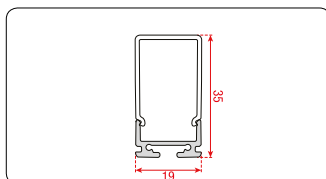
End Cap Set Profile Pro-line 3 A9930333

- Mounting: A9930317
- Use indoor/outdoor: indoor

Profile Pro-line 4 Surface & Suspended A9930318

Aluminum

- Dimensions: 2000x19x35 mm
- Mounting: surface, suspended
- Use indoor/outdoor: indoor
- Covers included/excluded: included (1 matte cover + mounting clips surface+ end caps)



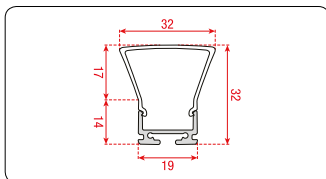
End Cap Set Profile Pro-line 4 A9930334

- Mounting: A9930318
- Use indoor/outdoor: indoor

Profile Pro-line 5 Surface & Suspended A9930319

Aluminum

- Dimensions: 2000x32x32 mm
- Mounting: surface, suspended
- Use indoor/outdoor: indoor
- Covers included/excluded: included (1 matte cover + mounting clips surface + end caps)



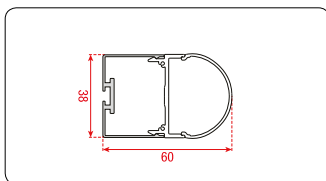
End Cap Set Profile Pro-line 5 A9930335

- Mounting: A9930319
- Use indoor/outdoor: indoor

Profile Pro-line 6 Surface & Suspended A9930320

Aluminum

- Dimensions: 2000x38x60 mm
- Mounting: surface, suspended
- Use indoor/outdoor: indoor
- Covers included/excluded: included (1 matte cover + mounting clips surface + end caps)



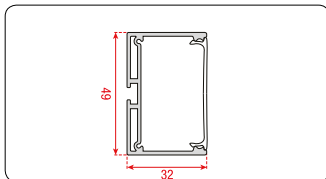
End Cap Set Profile Pro-line 6 A9930336

- Mounting: A9930320
- Use indoor/outdoor: indoor

Profile Pro-line 7 Surface & Suspended A9930321

Aluminum

- Dimensions: 2000x49x32 mm
- Mounting: surface, suspended
- Use indoor/outdoor: indoor
- Covers included/excluded: included (1 matte cover + mounting clips surface + end caps)



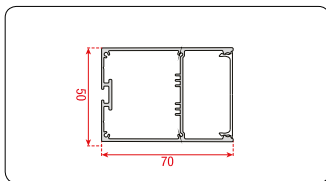
End Cap Set Profile Pro-line 7 A9930337

- Mounting: A9930321
- Use indoor/outdoor: indoor

Profile Pro-line 8 Surface & Suspended A9930322

Aluminum

- Dimensions: 2000x50x70 mm
- Mounting: surface, suspended
- Use indoor/outdoor: indoor
- Covers included/excluded: included (1 matte cover + mounting clips surface + end caps)



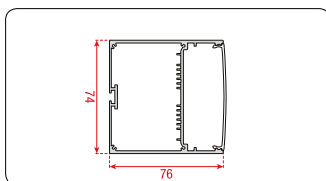
End Cap Set Profile Pro-line 8 A9930338

- Mounting: A9930322
- Use indoor/outdoor: indoor

Profile Pro-line 9 Surface & Suspended A9930323

Aluminum

- Dimensions: 2000x74x76 mm
- Mounting: surface, suspended
- Use indoor/outdoor: indoor
- Covers included/excluded: included (1 matte cover + mounting clips surface + end caps)



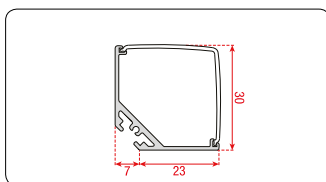

End Cap Set Profile Pro-line 9 A9930339

- Mounting: A9930323
- Use indoor/outdoor: indoor

Profile Pro-line 10 Corner A9930324

Aluminum

- Dimensions: 2000x30x30 mm
- Mounting: corner
- Use indoor/outdoor: indoor
- Covers included/excluded: included (1 matte cover + mounting set + end caps)



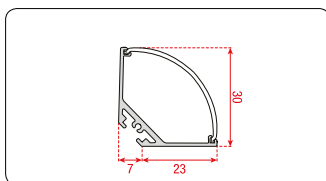
End Cap Set Profile Pro-line 10 A9930340

- Mounting: A9930324
- Use indoor/outdoor: indoor

Profile Pro-line 11 Corner A9930325

Aluminum

- Dimensions: 2000x30x30 mm
- Mounting: corner
- Use indoor/outdoor: indoor
- Covers included/excluded: included (1 matte cover + mounting set + end caps)



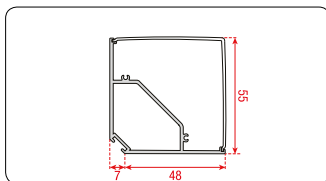
End Cap Set Profile Pro-line 11 A9930341

- Mounting: A9930325
- Use indoor/outdoor: indoor

Profile Pro-line 12 Corner A9930326

Aluminum

- Dimensions: 2000x55x55 mm
- Mounting: corner
- Use indoor/outdoor: indoor
- Covers included/excluded: included (1 matte cover + mounting set + end caps)



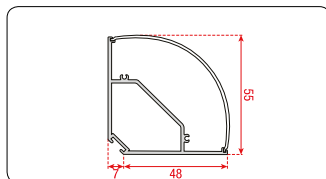
End Cap Set Profile Pro-line 12 A9930342

- Mounting: A9930326
- Use indoor/outdoor: indoor

Profile Pro-line 13 Corner A9930327

Aluminum

- Dimensions: 2000x55x55 mm
- Mounting: corner
- Use indoor/outdoor: indoor
- Covers included/excluded: included (1 matte cover + mounting set + end caps)



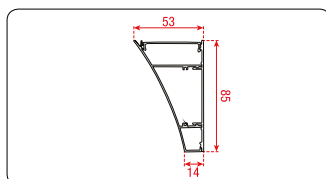

End Cap Set Profile Pro-line 13 A9930343

- Mounting: A9930327
- Use indoor/outdoor: indoor

Profile Pro-line 14 Wall A9930328

Aluminum

- Dimensions: 2000x53x85 mm
- Mounting: wall
- Use indoor/outdoor: indoor
- Covers included/excluded: included (1 matte cover + mounting set + end caps)



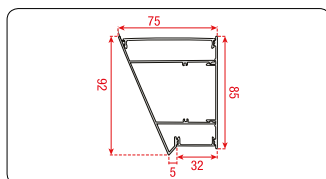
End Cap Set Profile Pro-line 14 A9930344

- Mounting: A9930328
- Use indoor/outdoor: indoor

Profile Pro-line 15 Wall A9930329

Aluminum

- Dimensions: 2000x75x92 mm
- Mounting: wall
- Use indoor/outdoor: indoor
- Covers included/excluded: included (1 matte cover + mounting set + end caps)



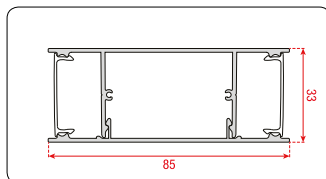

End Cap Set Profile Pro-line 15 A9930345

- Mounting: A9930329
- Use indoor/outdoor: indoor

Profile Pro-line 16 Wall A9930330

Aluminum

- Dimensions: 2000x33x85 mm
- Mounting: wall
- Use indoor/outdoor: indoor
- Covers included/excluded: included (1 matte cover + mounting set + end caps)



End Cap Set Profile Pro-line 16 A9930346

- Mounting: A9930330
- Use indoor/outdoor: indoor

Mounting Set Surface A9930347

Profile Pro-line 2-9

- Mounting: A9930316, A9930317, A9930318, A9930319, A9930320, A9930321, A9930322, A9930323
- Use indoor/outdoor: indoor

Mounting Set Suspended A9930348

Profile Pro-line 2-9

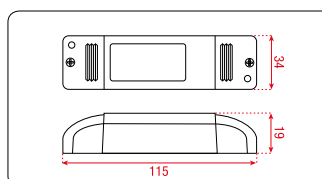
- Mounting: A9930316, A9930317, A9930318, A9930319, A9930320, A9930321, A9930322, A9930323
- Use indoor/outdoor: indoor





LED Driver Constant Current 350 mA A9950009
TCI

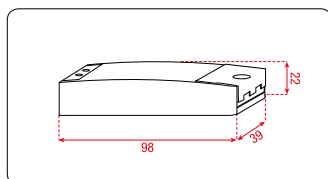
- Input voltage: 100 – 240 VAC
- Output current: 350 mA (15 W)
- Power factor: 0.54
- Dimming: -
- Dimensions: 115x34x19 mm
- Product weight: 0.06 Kg
- Operating temperature: -25 - +45°C
- IP rating: IP20
- Protection class: II



LED Driver Constant Current 260 mA A9950260

Trailing Edge

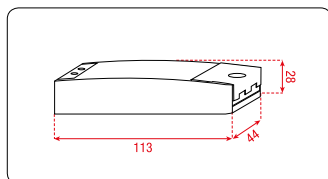
- Input voltage: 220 – 240 VAC
- Output current: 260 mA (12 W)
- Power factor: 0.9
- Dimming: trailing edge
- Dimensions: 98x39x22 mm
- Product weight: 0.15 Kg
- Operating temperature: -20 - +45°C
- IP rating: IP20
- Protection class: II



LED Driver Constant Current 350mA A9950350

Trailing Edge, Leading Edge

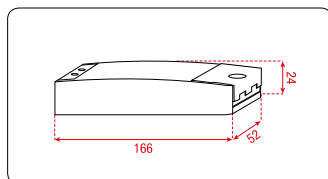
- Input voltage: 220 – 240 VAC
- Output current: 350 mA (18 W)
- Power factor: 0.9
- Dimming: trailing edge, leading edge
- Dimensions: 113x44x28 mm
- Product weight: 0.15 Kg
- Operating temperature: -20 - +45°C
- IP rating: IP20
- Protection class: II



LED Driver Constant Current 500 mA A9950500

Trailing Edge

- Input voltage: 220 – 240 VAC
- Output current: 500 mA (30 W)
- Power factor: 0.9
- Dimming: trailing edge
- Dimensions: 166x52x24 mm
- Product weight: 0.2 Kg
- Operating temperature: -20 - +40°C
- IP rating: IP20
- Protection class: II

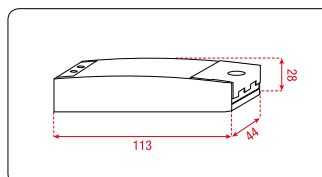




LED Driver Constant Current 700 mA A9950700

Trailing Edge, Leading Edge

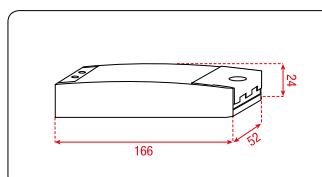
- Input voltage: 220 – 240 VAC
- Output current: 700 mA (18 W)
- Power factor: 0.9
- Dimming: trailing edge, leading edge
- Dimensions: 113x44x28 mm
- Product weight: 0.11 Kg
- Operating temperature: -20 - +50°C
- IP rating: IP20
- Protection class: II



LED Driver Constant Current 700 mA A9950701

Trailing Edge

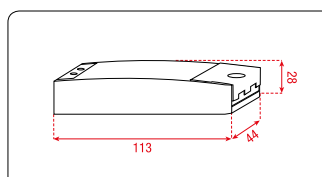
- Input voltage: 220 – 240 VAC
- Output current: 700 mA (36 W)
- Power factor: 0.9
- Dimming: trailing edge
- Dimensions: 166x52x24 mm
- Product weight: 0.2 Kg
- Operating temperature: -20 - +40°C
- IP rating: IP20
- Protection class: II



LED Driver Constant Current 1050 mA A9951050

Trailing Edge, Leading Edge

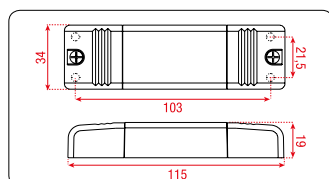
- Input voltage: 220 – 240 VAC
- Output current: 1050 mA (18 W)
- Power factor: 0.9
- Dimming: trailing edge, leading edge
- Dimensions: 113x44x28 mm
- Product weight: 0.11 Kg
- Operating temperature: -20 - +50°C
- IP rating: IP20
- Protection class: II



NEW Led Driver Universal 2.5 - 15 W A9950130

TCI MP 15

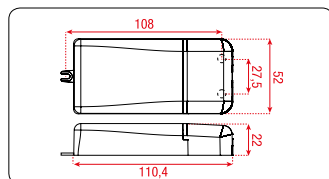
- Input voltage: 220 – 240 VAC
- Output current: 60 – 360 mA (2.5 – 15 W)
- Power factor: 0.64
- Dimming: -
- Dimensions: 115x34x19 mm
- Product weight: 0.065 Kg
- Operating temperature: -25 - +45°C
- IP rating: IP20
- Protection class: II



NEW Led Driver Universal 13 - 20 W A9950022

TCI Universale 20

- Input voltage: 220 – 240 VAC
- Output current: 250 – 700 mA (13 – 20 W), 24 VDC (16 W)
- Power factor: 0.97
- Dimming: -
- Dimensions: 110.4x52x22 mm
- Product weight: 0.108 Kg
- Operating temperature: -25 - +50°C
- IP rating: IP20
- Protection class: II

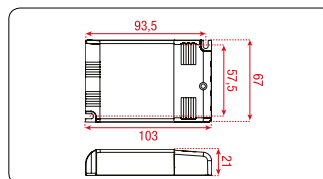




NEW LED Driver Universal 10 - 32 W A9950023

TCI MP 32 K2

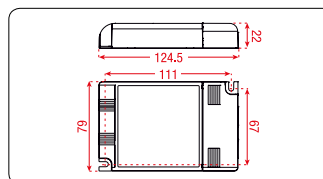
- Input voltage: 220 – 240 VAC
- Output current: 350 – 900 mA (15 – 32 W), 10 – 24 VDC (10 – 20 W)
- Power factor: 0.98
- Dimming: -
- Dimensions: 103x67x21 mm
- Product weight: 0.12 Kg
- Operating temperature: -25 - +50°C
- IP rating: IP20
- Protection class: II



LED Driver Universal 25 - 50 W A9950024

TCI MP 50 K3

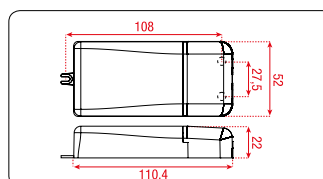
- Input voltage: 220 – 240 VAC
- Output current: 350 mA – 1.05 A (25 – 50 W)
- Power factor: 0.95
- Dimming: -
- Dimensions: 124x79x22 mm
- Product weight: 0.15 Kg
- Operating temperature: -25 - +50°C (350 – 750 mA), -25 - +45°C (850 mA – 1.05 A)
- IP rating: IP20
- Protection class: II



LED Driver Universal 10 - 20 W A9950021

NEW TCI DC MINI JOLLY DALI 20

- Input voltage: 220 – 240 VAC
- Output current: 250 – 750 mA (10 – 20 W), 24 VDC (16 W)
- Power factor: 0.92
- Dimming: DALI
- Dimensions: 110.4x52x22 mm
- Product weight: 0.108 Kg
- Operating temperature: -25 - +45°C
- IP rating: IP20
- Protection class: II



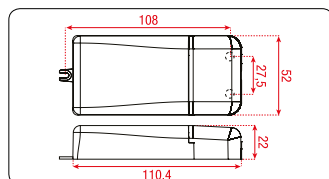




NEW LED Driver Universal 18 W A9950120

TCI MINI MD 350

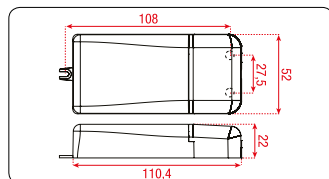
- Input voltage: 220 – 240 VAC
- Output current: 350 mA (18 W)
- Power factor: 0.97
- Dimming: trailing edge, leading edge
- Dimensions: 110.4x52x22 mm
- Product weight: 0.108 Kg
- Operating temperature: -25 - +50°C
- IP rating: IP20
- Protection class: II



NEW LED Driver Universal 20 W A9950121

TCI MINI MD 500

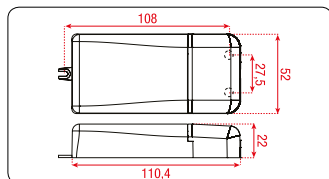
- Input voltage: 220 – 240 VAC
- Output current: 500 mA (20 W)
- Power factor: 0.97
- Dimming: trailing edge, leading edge
- Dimensions: 110.4x52x22 mm
- Product weight: 0.108 Kg
- Operating temperature: -25 - +45°C
- IP rating: IP20
- Protection class: II



NEW LED Driver Universal 20 W A9950122

TCI MINI MD 700

- Input voltage: 220 – 240 VAC
- Output current: 700 mA (20 W)
- Power factor: 0.97
- Dimming: trailing edge, leading edge
- Dimensions: 110.4x52x22 mm
- Product weight: 0.108 Kg
- Operating temperature: -25 - +45°C
- IP rating: IP20
- Protection class: II


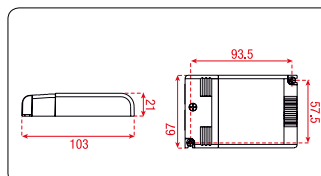




LED Driver Universal 9 - 25 W A9950010

TCI DC JOLLY 25

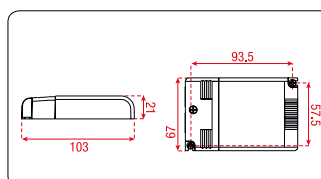
- Input voltage: 220 – 240 VAC
- Output current: 350 – 700 mA (15 – 25 W), 10 – 24 VDC (9 – 20 W)
- Power factor: 0.98
- Dimming: 1 – 10 VDC, push dim
- Dimensions: 103x67x21 mm
- Product weight: 0.12 Kg
- Operating temperature: -25 - +50°C
- IP rating: IP20
- Protection class: II



LED Driver Universal 8W - 25W A9950013

TCI DC JOLLY HV 25


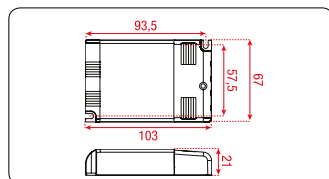
- Input voltage: 220 – 240 VAC
- Output current: 250 – 600 mA (15 – 25 W), 12 – 28 VDC (8 – 20 W)
- Power factor: 0.98
- Dimming: 1 – 10 VDC, push dim
- Dimensions: 103x67x21 mm
- Product weight: 0.12 Kg
- Operating temperature: -25 - +50°C
- IP rating: IP20
- Protection class: II



NEW LED Driver Universal 10 - 32 W A9950100

TCI DC JOLLY US 32


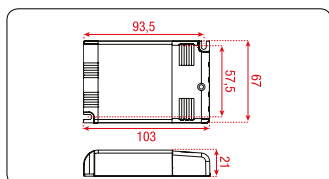
- Input voltage: 220 – 240 VAC
- Output current: 350 – 900 mA (15 – 32 W),
10 – 24 VDC (10 – 20 W)
- Power factor: 0.98
- Dimming: 1 – 10 VDC, push dim
- Dimensions: 103x67x21 mm
- Product weight: 0.12 Kg
- Operating temperature: -25 - +50°C
- IP rating: IP20
- Protection class: II



NEW LED Driver Universal 9 - 32 W A9950101

TCI DC JOLLY DALI 32

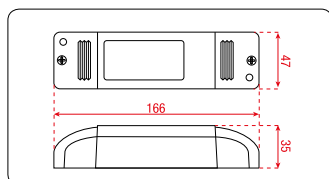
- Input voltage: 220 – 240 VAC
- Output current: 350 – 700 mA (15 – 32 W),
10 – 24 VDC (9 – 20 W)
- Power factor: 0.98
- Dimming: DALI
- Dimensions: 103x67x21 mm
- Product weight: 0.12 Kg
- Operating temperature: -25 - +50°C
- IP rating: IP20
- Protection class: II



LED Driver Universal 10 - 32 W A9950012

TCI JOLLY MD 32

- Input voltage: 220 – 240 VAC
- Output current: 350 – 750 mA (17 – 32 W),
12 – 28 VDC (10 – 22 W)
- Power factor: 0.97
- Dimming: trailing edge, leading edge,
push dim
- Dimensions: 166x47x34 mm
- Product weight: 0.185 Kg
- Operating temperature: -25 - +50°C (350 – 550 mA),
-25 - +45°C (700 – 750 mA),
-25 - +50°C (12 – 28 VDC)
- IP rating: IP20
- Protection class: II


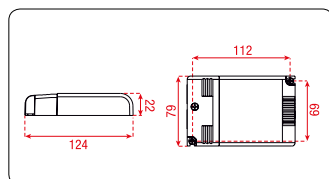




LED Driver Universal 25 - 50 W A9950011

TCI DC MAXI JOLLY US 50


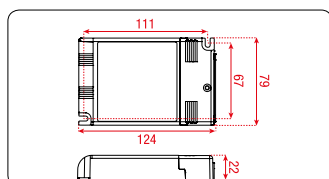
- Input voltage: 220 – 240 VAC
- Output current: 350 mA – 1.05 A (25 – 50 W)
- Power factor: 0.95
- Dimming: 1 – 10 VDC, push dim
- Dimensions: 124x79x22 mm
- Product weight: 0.15 Kg
- Operating temperature: -25 - +50°C (350 – 750 mA),
-25 - +45°C (850 mA – 1.05 A)
- IP rating: IP20
- Protection class: II



NEW LED Driver Universal 25 - 50 W A9950102

TCI DC MAXI JOLLY US DALI 50

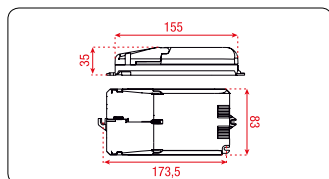
- Input voltage: 220 – 240 VAC
- Output current: 350 mA – 1.05 A (25 – 50 W)
- Power factor: 0.95
- Dimming: DALI, 1 – 10 VDC, push dim
- Dimensions: 124x79x22 mm
- Product weight: 0.15 Kg
- Operating temperature: -25 - +50°C (350 – 750 mA),
-25 - +45°C (850 mA – 1.05 A)
- IP rating: IP20
- Protection class: II



LED Driver Universal 25 - 50 W A9950026

TCI MAXI JOLLY US TCM 50

- Input voltage: 220 – 240 VAC
- Output current: 350 mA – 1.05 A (25 – 50 W)
- Power factor: 0.95
- Dimming: 1 – 10 VDC, push dim
- Dimensions: 173.5x83x35 mm
- Product weight: 0.26 Kg
- Operating temperature: -25 - +50°C (350 – 750 mA),
-25 - +45°C (850 mA – 1.05 A)
- IP rating: IP20
- Protection class: II





NEW Sync Cable 50 cm A9950027
TCI



Sync Cable 150 cm A9950017
TCI

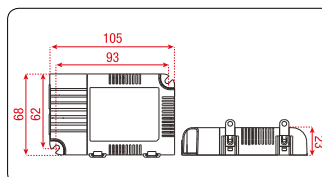


NEW Sync Cable 400 cm A9950028
TCI



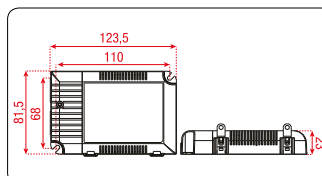
NEW LED Driver Universal 25 W A9900400
MEAN WELL LCM-25DA

- Input voltage: 180 – 277 VAC
- Output current: 350 – 1050 mA (18 – 25 W)
- Power factor: 0.94
- Dimming: DALI
- Dimensions: 105x68x23 mm
- Product weight: 0.17 Kg
- Operating temperature: -30 - +60°C
- IP rating: IP20
- Protection class: II



NEW LED Driver Universal 40 W A9900405
MEAN WELL LCM-40DA

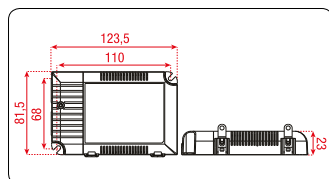
- Input voltage: 180 – 295 VAC
- Output current: 350 – 1050 mA (42 W)
- Power factor: 0.97
- Dimming: DALI
- Dimensions: 123.5x81.5x23 mm
- Product weight: 0.24 Kg
- Operating temperature: -30 - +60°C
- IP rating: IP20
- Protection class: II



NEW LED Driver Universal 60 W A9900410

MEAN WELL LCM-60DA

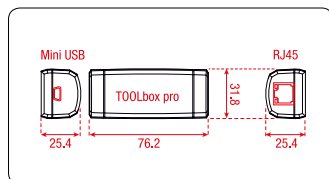
- Input voltage: 180 – 295 VAC
- Output current: 350 – 1050 mA (60.3 W)
- Power factor: 0.97
- Dimming: DALI
- Dimensions: 123.5x81.5x23 mm
- Product weight: 0.24 Kg
- Operating temperature: -30 - +60°C
- IP rating: IP20
- Protection class: II



NEW TOOLbox PRO A9915056

Configuration Device eldoLED LED drivers

- Data in: mini USB
- Data out: RJ45
- Dimensions: 76x32x26 mm
- Weight: 0.03 Kg





NEW ECOdrive AC 30 W Constant Current A9950370

eldoLED ECO361A 0-10 VDC 1 output

- Input voltage: 120 – 277 VAC
- Output current: 150 – 1050 mA (settable)
- Power factor: 0.9
- Dimming: 0 – 10 VDC
- Dimensions: 210x40.4x33.5 mm
- Product weight: 0.225 Kg
- Operating temperature: -20 - +50°C
- IP rating: IP20
- Protection class: II



NEW ECOdrive AC 30 W Constant Current A9950371

eldoLED ECO360A DALI 1 output

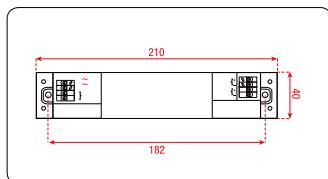
- Input voltage: 120 – 277 VAC
- Output current: 150 – 1050 mA (settable)
- Power factor: 0.9
- Dimming: DALI
- Dimensions: 210x40.4x33.5 mm
- Product weight: 0.225 Kg
- Operating temperature: -20 - +50°C
- IP rating: IP20
- Protection class: II



SOLOdrive AC 30 W Constant Current A9950360

eldoLED SL0361A 0-10 VDC 1 output

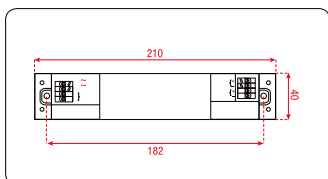
- Input voltage: 120 – 277 VAC
- Output current: 150 – 1050 mA (settable)
- Power factor: 0.9
- Dimming: 0 – 10 VDC
- Dimensions: 210x40.4x33.5 mm
- Product weight: 0.225 Kg
- Operating temperature: -20 - +50°C
- IP rating: IP20
- Protection class: II



SOLOdrive AC 30 W Constant Current A9950361

eldoLED SL0360A DALI 1 output

- Input voltage: 120 – 277 VAC
- Output current: 150 – 1050 mA (settable)
- Power factor: 0.9
- Dimming: DALI
- Dimensions: 210x40.4x33.5 mm
- Product weight: 0.225 Kg
- Operating temperature: -20 - +50°C
- IP rating: IP20
- Protection class: II





NEW ECOdrive AC 50 W Constant Current A9950570

eldoLED ECO561A 0-10 VDC 1 output

- Input voltage: 120 – 277 VAC
- Output current: 150 – 1400 mA (settable)
- Power factor: 0.9
- Dimming: 0 – 10 VDC
- Dimensions: 152.5x76x30.1 mm
- Product weight: 0.372 Kg
- Operating temperature: -20 - +50°C
- IP rating: IP20
- Protection class: II



NEW ECOdrive AC 50 W Constant Current A9950571

eldoLED ECO560A DALI 1 output

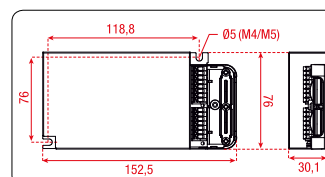
- Input voltage: 120 – 277 VAC
- Output current: 150 – 1400 mA (settable)
- Power factor: 0.9
- Dimming: DALI
- Dimensions: 152.5x76x30.1 mm
- Product weight: 0.372 Kg
- Operating temperature: -20 - +50°C
- IP rating: IP20
- Protection class: II



SOLOdrive AC 50 W Constant Current A9950560

eldoLED SL0561A 0-10 VDC 2 outputs

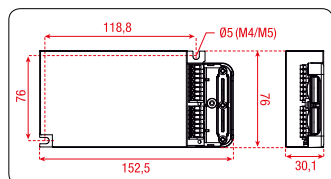
- Input voltage: 120 – 277 VAC
- Output current: 200 – 1050 mA (settable per output)
- Power factor: 0.9
- Dimming: 0 – 10 VDC
- Dimensions: 152.5x76x30.1 mm
- Product weight: 0.372 Kg
- Operating temperature: -20 - +50°C
- IP rating: IP20
- Protection class: II



SOLOdrive AC 50 W Constant Current A9950561

eldoLED SL0560A DALI 1 ballast 1 output

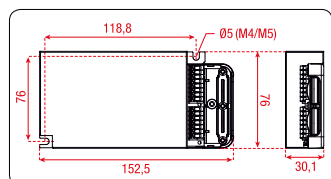
- Input voltage: 120 – 277 VAC
- Output current: 200 – 1050 mA (settable per output)
- Power factor: 0.9
- Dimming: DALI
- Dimensions: 152.5x76x30.1 mm
- Product weight: 0.372 Kg
- Operating temperature: -20 - +50°C
- IP rating: IP20
- Protection class: II



DUALdrive AC 50 W Constant Current A9950562

eldoLED DL0560A DALI 2 ballast 2 outputs

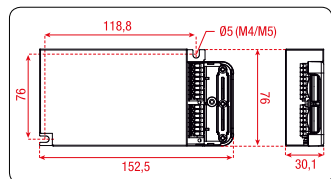
- Input voltage: 120 – 277 VAC
- Output current: 200 – 1050 mA (settable per output)
- Power factor: 0.9
- Dimming: DALI
- Dimensions: 152.5x76x30.1 mm
- Product weight: 0.372 Kg
- Operating temperature: -20 - +50°C
- IP rating: IP20
- Protection class: II



POWERdrive AC 50 W Constant Current A9950044

eldoLED PWR0562A DMX 3 channels 3 outputs

- Input voltage: 120 – 277 VAC
- Output current: 200 – 1050 mA (settable per output)
- Power factor: 0.9
- Dimming: DMX
- Dimensions: 152.5x76x30.1 mm
- Product weight: 0.372 Kg
- Operating temperature: -20 - +50°C
- IP rating: IP20
- Protection class: II

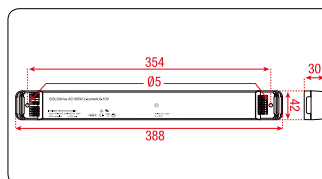




SOLOdrive AC 100 W Constant Current A9950060

eldoLED SL1061A 0-10 VDC 4 outputs

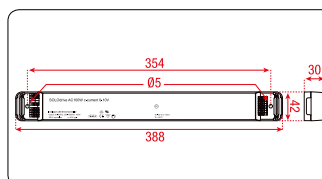
- Input voltage: 120 – 277 VAC
- Output current: 200 – 1050 mA (settable per output)
- Power factor: 0.94
- Dimming: 0 – 10 VDC
- Dimensions: 388x42x30 mm
- Product weight: 0.666 Kg
- Operating temperature: -40 - +50°C
- IP rating: IP20
- Protection class: II



SOLOdrive AC 100 W Constant Current A9950061

eldoLED SL1060A DALI 1 ballast 4 outputs

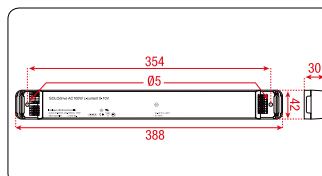
- Input voltage: 120 – 277 VAC
- Output current: 200 – 1050 mA (settable per output)
- Power factor: 0.94
- Dimming: DALI
- Dimensions: 388x42x30 mm
- Product weight: 0.666 Kg
- Operating temperature: -40 - +50°C
- IP rating: IP20
- Protection class: II



DUALdrive AC 100 W Constant Current A9950062

eldoLED DL1060A DALI 2 ballast 4 outputs

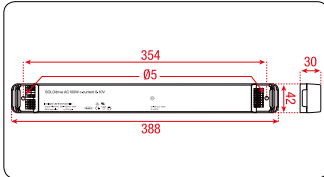
- Input voltage: 120 – 277 VAC
- Output current: 200 – 1050 mA (settable per output)
- Power factor: 0.94
- Dimming: DALI
- Dimensions: 388x42x30 mm
- Product weight: 0.666 Kg
- Operating temperature: -40 - +50°C
- IP rating: IP20
- Protection class: II



POWERdrive AC 100 W Constant Current A9950045

eldoLED PWR106A DALI/DMX 4 channels 4 outputs

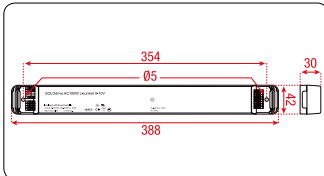
- Input voltage: 120 – 277 VAC
- Output current: 200 – 1050 mA (settable per output)
- Power factor: 0.94
- Dimming: DALI, DMX
- Dimensions: 388x42x30 mm
- Product weight: 0.681 Kg
- Operating temperature: -40 - +50°C
- IP rating: IP20
- Protection class: II



LINEARdrive AC 100 W Constant Voltage A9950055

eldoLED LIN100A DALI/DMX 4 channels 4 outputs

- Input voltage: 120 – 277 VAC
- Power consumption: 100 W
- Output current: 4x2 A
- Power factor: 0.94
- Dimming: DALI, DMX
- Dimensions: 388x42x30 mm
- Product weight: 0.705 Kg
- Operating temperature: -40 - +50°C
- IP rating: IP20
- Protection class: II





NEW Power Supply 35 W 12 VDC A9900314
MEAN WELL LRS-35-12

- Input voltage: 85 ~ 264 VAC
- Power consumption: 36 W
- Current rated: 3 A
- Output voltage: 12 VDC
- Power factor: 0.86
- Dimensions: 99x82x30 mm
- Product weight: 0.23 Kg
- Operating temperature: -30 - +70°C
- IP rating: IP20
- Protection class: I



NEW Power Supply 35 W 24 VDC A9900324
MEAN WELL LRS-35-24

- Input voltage: 85 ~ 264 VAC
- Power consumption: 36 W
- Current rated: 1.5 A
- Output voltage: 24 VDC
- Power factor: 0.88
- Dimensions: 99x82x30 mm
- Product weight: 0.23 Kg
- Operating temperature: -30 - +70°C
- IP rating: IP20
- Protection class: I





NEW Power Supply 50 W 12 VDC A9900315
MEAN WELL LRS-50-12

- Input voltage: 85 ~ 264 VAC
- Power consumption: 50.4 W
- Current rated: 4.2 A
- Output voltage: 12 VDC
- Power factor: 0.86
- Dimensions: 99x82x30 mm
- Product weight: 0.23 Kg
- Operating temperature: -30 - +70°C
- IP rating: IP20
- Protection class: I



NEW Power Supply 50 W 24 VDC A9900325
MEAN WELL LRS-50-24

- Input voltage: 85 ~ 264 VAC
- Power consumption: 52.8 W
- Current rated: 2.2 A
- Output voltage: 24 VDC
- Power factor: 0.88
- Dimensions: 99x82x30 mm
- Product weight: 0.23 Kg
- Operating temperature: -30 - +70°C
- IP rating: IP20
- Protection class: I



NEW Power Supply 100 W 12 VDC A9900316
MEAN WELL LRS-100-12

- Input voltage: 85 ~ 264 VAC
- Power consumption: 102 W
- Current rated: 8.5 A
- Output voltage: 12 VDC
- Power factor: 0.88
- Dimensions: 129x97x30 mm
- Product weight: 0.23 Kg
- Operating temperature: -30 - +70°C
- IP rating: IP20
- Protection class: I



NEW Power Supply 100 W 24 VDC A9900326
MEAN WELL LRS-100-24

- Input voltage: 85 ~ 264 VAC
- Power consumption: 108 W
- Current rated: 4.5 A
- Output voltage: 24 VDC
- Power factor: 0.90
- Dimensions: 129x97x30 mm
- Product weight: 0.23 Kg
- Operating temperature: -30 - +70°C
- IP rating: IP20
- Protection class: I

NEW Power Supply 100 W 12 VDC A9900335

MEAN WELL RSP-100-12

- Input voltage: 85 ~ 264 VAC
- Power consumption: 102 W
- Current rated: 8.5 A
- Output voltage: 12 VDC
- Power factor: 0.86
- Dimensions: 179x99x30 mm
- Product weight: 0.52 Kg
- Operating temperature: -30 - +70°C
- IP rating: IP20
- Protection class: I



NEW Power Supply 100 W 24 VDC A9900345

MEAN WELL RSP-100-24

- Input voltage: 85 ~ 264 VAC
- Power consumption: 100.8 W
- Current rated: 4.2 A
- Output voltage: 24 VDC
- Power factor: 0.87
- Dimensions: 179x99x30 mm
- Product weight: 0.52 Kg
- Operating temperature: -30 - +70°C
- IP rating: IP20
- Protection class: I



NEW Power Supply 150 W 12 VDC A9900336

MEAN WELL RSP-150-12

- Input voltage: 85 ~ 264 VAC
- Power consumption: 150 W
- Current rated: 12.5 A
- Output voltage: 12 VDC
- Power factor: 0.90
- Dimensions: 199x99x30 mm
- Product weight: 0.60 Kg
- Operating temperature: -30 - +70°C
- IP rating: IP20
- Protection class: I



NEW Power Supply 150 W 24 VDC A9900346

MEAN WELL RSP-150-24

- Input voltage: 85 ~ 264 VAC
- Power consumption: 151.2 W
- Current rated: 6.3 A
- Output voltage: 24 VDC
- Power factor: 0.89
- Dimensions: 199x99x30 mm
- Product weight: 0.60 Kg
- Operating temperature: -30 - +70°C
- IP rating: IP20
- Protection class: I





NEW Power Supply 200 W 12 VDC A9900337
MEAN WELL RSP-200-12

- Input voltage: 88 ~ 264 VAC
- Power consumption: 200.4 W
- Current rated: 16.7 A
- Output voltage: 12 VDC
- Power factor: 0.89
- Dimensions: 215x115x30 mm
- Product weight: 0.72 Kg
- Operating temperature: -30 - +70°C
- IP rating: IP20
- Protection class: I



NEW Power Supply 200 W 24 VDC A9900347
MEAN WELL RSP-200-24

- Input voltage: 88 ~ 264 VAC
- Power consumption: 201.6 W
- Current rated: 8.4 A
- Output voltage: 24 VDC
- Power factor: 0.89
- Dimensions: 215x115x30 mm
- Product weight: 0.72 Kg
- Operating temperature: -30 - +70°C
- IP rating: IP20
- Protection class: I



NEW Power Supply 320 W 12 VDC A9900338
MEAN WELL RSP-320-12

- Input voltage: 88 ~ 264 VAC
- Power consumption: 320.4 W
- Current rated: 26.7 A
- Output voltage: 12 VDC
- Power factor: 0.88
- Dimensions: 215x115x30 mm
- Product weight: 0.90 Kg
- Operating temperature: -30 - +70°C
- IP rating: IP20
- Protection class: I



NEW Power Supply 320 W 24 VDC A9900348
MEAN WELL RSP-320-24

- Input voltage: 88 ~ 264 VAC
- Power consumption: 321.6 W
- Current rated: 13.4 A
- Output voltage: 24 VDC
- Power factor: 0.89
- Dimensions: 215x115x30 mm
- Product weight: 0.90 Kg
- Operating temperature: -30 - +70°C
- IP rating: IP20
- Protection class: I

NEW Power Supply 40 W 24 VDC A9900363

MEAN WELL NPF-40-24

- Input voltage: 90 ~ 305 VAC
- Power consumption: 40.08 W
- Current rated: 1.67 A
- Output voltage: 14.4 ~ 24 VDC
- Power factor: 0.89
- Dimensions: 150x53x35 mm
- Product weight: 0.49 Kg
- Operating temperature: -40 - +70°C
- IP rating: IP67
- Protection class: II



NEW Power Supply 60 W 24 VDC A9900364

MEAN WELL NPF-60-24

- Input voltage: 90 ~ 305 VAC
- Power consumption: 60 W
- Current rated: 2.5 A
- Output voltage: 14.4 ~ 24 VDC
- Power factor: 0.89
- Dimensions: 150x53x35 mm
- Product weight: 0.49 Kg
- Operating temperature: -40 - +70°C
- IP rating: IP67
- Protection class: II



NEW Power Supply 90 W 24 VDC A9900365

MEAN WELL NPF-90-24

- Input voltage: 90 ~ 305 VAC
- Power consumption: 90 W
- Current rated: 3.75 A
- Output voltage: 14.4 ~ 24 VDC
- Power factor: 0.91
- Dimensions: 171x63x37.5 mm
- Product weight: 0.77 Kg
- Operating temperature: -40 - +70°C
- IP rating: IP67
- Protection class: II



NEW Power Supply 120 W 24 VDC A9900366

MEAN WELL NPF-120-24

- Input voltage: 90 ~ 305 VAC
- Power consumption: 120 W
- Current rated: 5 A
- Output voltage: 14.4 ~ 24 VDC
- Power factor: 0.90
- Dimensions: 191x63x37.5 mm
- Product weight: 0.97 Kg
- Operating temperature: -40 - +70°C
- IP rating: IP67
- Protection class: II





LED Power Supply 40 W 24 VDC A9900380
MEAN WELL HLG-40H-24

- Input voltage: 90 ~ 305 VAC
- Power consumption: 40.08 W
- Current rated: 1.67 A
- Output voltage: 24 VDC
- Power factor: 0.88
- Dimensions: 171x61x36.8 mm
- Product weight: 0.73 Kg
- Operating temperature: -40 - +70°C
- IP rating: IP67
- Protection class: II



LED Power Supply 60 W 24 VDC A9900381
MEAN WELL HLG-60H-24

- Input voltage: 90 ~ 305 VAC
- Power consumption: 60 W
- Current rated: 2.5 A
- Output voltage: 24 VDC
- Power factor: 0.89
- Dimensions: 171x61.5x36.8 mm
- Product weight: 0.73 Kg
- Operating temperature: -40 - +70°C
- IP rating: IP67
- Protection class: II



LED Power Supply 100 W 24 VDC A9900382
MEAN WELL HLG-100H-24

- Input voltage: 90 ~ 305 VAC
- Power consumption: 96 W
- Current rated: 4 A
- Output voltage: 24 VDC
- Power factor: 0.93
- Dimensions: 220x68x38.8 mm
- Product weight: 1.12 Kg
- Operating temperature: -40 - +70°C
- IP rating: IP67
- Protection class: II

LED Power Supply 150 W 24 VDC A9900383

MEAN WELL HLG-150H-24

- Input voltage: 90 ~ 305 VAC
- Power consumption: 151.2 W
- Current rated: 6.3 A
- Output voltage: 24 VDC
- Power factor: 0.93
- Dimensions: 228x68x38.8 mm
- Product weight: 1.15 Kg
- Operating temperature: -40 - +70°C
- IP rating: IP67
- Protection class: II



LED Power Supply 185 W 24 VDC A9900384

MEAN WELL HLG-185H-24

- Input voltage: 90 ~ 305 VAC
- Power consumption: 187.2 W
- Current rated: 7.8 A
- Output voltage: 24 VDC
- Power factor: 0.93
- Dimensions: 228x68x38.8 mm
- Product weight: 1.15 Kg
- Operating temperature: -40 - +70°C
- IP rating: IP67
- Protection class: II



LED Power Supply 240 W 24 VDC A9900385

MEAN WELL HLG-240H-24

- Input voltage: 90 ~ 305 VAC
- Power consumption: 240 W
- Current rated: 10 A
- Output voltage: 24 VDC
- Power factor: 0.92
- Dimensions: 244x68x38.8 mm
- Product weight: 1.3 Kg
- Operating temperature: -40 - +70°C
- IP rating: IP67
- Protection class: II



NEW LED Power Supply 320 W 24 VDC A9900386

MEAN WELL HLG-320H-24

- Input voltage: 90 ~ 305 VAC
- Power consumption: 320 W
- Current rated: 13.34 A
- Output voltage: 24 VDC
- Power factor: 0.94
- Dimensions: 252x90x43.8 mm
- Product weight: 1.88 Kg
- Operating temperature: -40 - +70°C
- IP rating: IP67
- Protection class: II

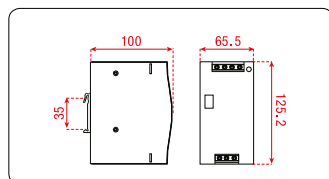




LED Power Supply Dinrail 120 W 24 VDC A9900550

MEAN WELL DR-120-24

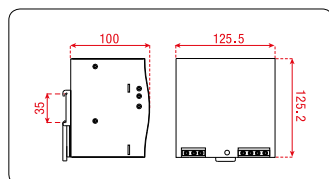
- Input voltage: 88 ~ 132 VAC/176 ~ 264 VAC (by switch)
- Power consumption: 120 W
- Current rated: 5 A
- Output voltage: 24 ~ 28 VDC
- Power factor: 0.9
- Dimensions: 125.2x65.5x100 mm
- Product weight: 0.79 Kg
- Operating temperature: -10 - +60°C
- IP rating: IP20
- Protection class: I



LED Power Supply Dinrail 240 W 24 VDC A9900551

MEAN WELL DRP-240-24

- Input voltage: 85 ~ 264 VAC
- Power consumption: 240 W
- Current rated: 10 A
- Output voltage: 24 ~ 28 VDC
- Power factor: 0.96
- Dimensions: 125.2x125.5x100 mm
- Product weight: 1.2 Kg
- Operating temperature: -10 - +70°C
- IP rating: IP20
- Protection class: I



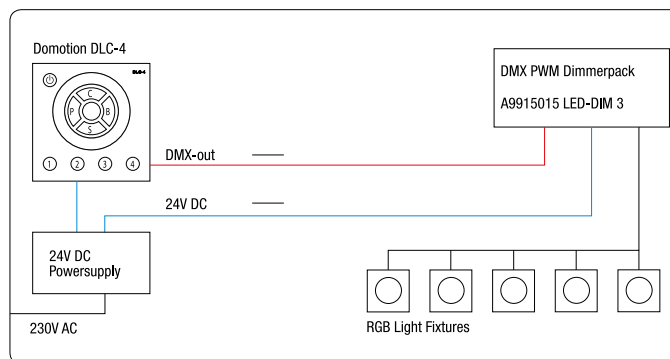
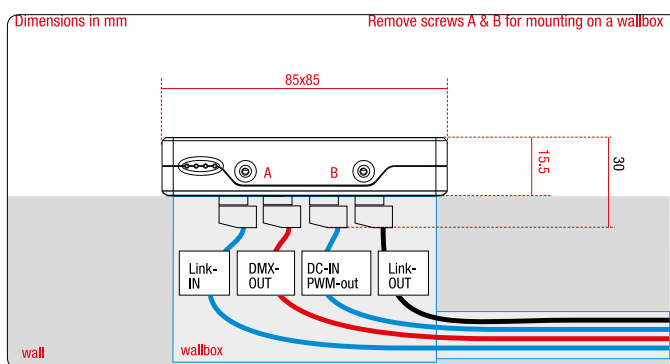


Domotion DLC-4

A9915060 4 Scene RGB Wall Controller - Black

A9915061 4 Scene RGB Wall Controller - White

- Input voltage: 12 – 24 VDC
- Output current: 3x2 A
- Channels: 3
- Dimming: DMX
- Dimensions: 85x85x15.5 mm
- Product weight: 0.1 Kg
- Operating temperature: 0 - +40°C
- IP rating: IP20
- Protection class: III

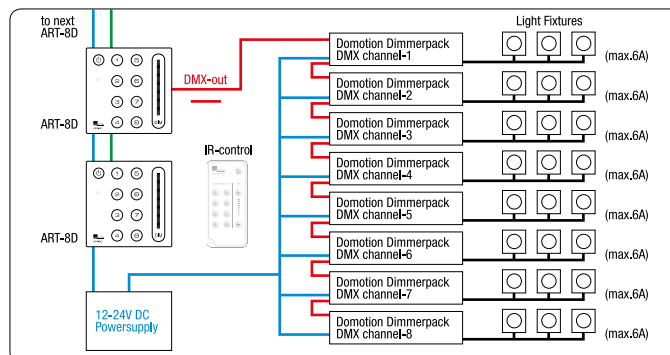
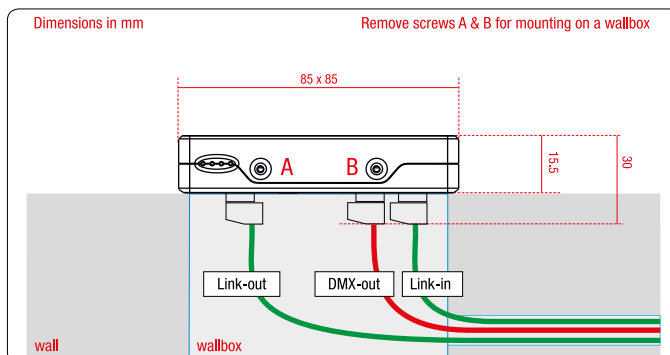


Domotion ART-8D

A9915062 8 Channel Controller - Black

A9915063 8 Channel Controller - White

- Input voltage: 12 – 24 VDC
- Output current: -
- Infra-red connection: yes
- Channels: 8
- Dimming: DMX
- Dimensions: 85x85x15.5 mm
- Product weight: 0.1 Kg
- Operating temperature: 0 - +40°C
- IP rating: IP20
- Protection class: III



Domotion Wall Box PSU A9900031

24 VDC

- Input voltage: 230 VAC
- Power consumption: 10 W
- Current rated: 0.45 A
- Output voltage: 24 VDC
- Dimensions: Ø53x29.3 mm
- Product weight: 0.05 Kg
- Operating temperature: -10 - +40°C
- IP rating: IP20

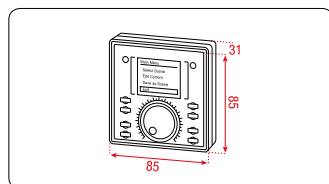


ART-PRO-1B

A9915075 12 Scene RGB Wall Controller - Black

A9915076 12 Scene RGB Wall Controller - White

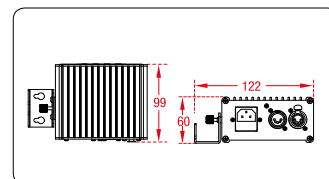
- Input voltage: 12 – 24 VDC
- Output current: -
- Infra-red connection: yes
- Channels: 3
- Dimming: DMX
- Dimensions: 85x85x31 mm
- Product weight: 0.075 Kg
- Operating temperature: -10 - +50°C
- IP rating: IP20
- Protection class: III



Play Easy Controller A9915035

IR to DMX

- Input voltage: 100 – 240 VAC
- Dimming: DMX
- Dimensions: 122x99x60 mm
- Operating temperature: -20 - +40°C
- IP rating: IP67

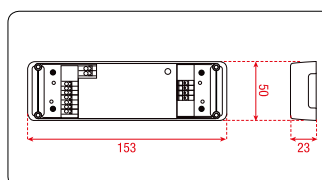




LINEARdrive Constant Voltage A9950210

eldoLED LIN210D1 DALI 1 ballast 2 outputs

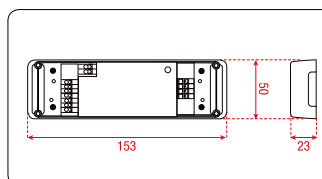
- Input voltage: 12 – 28 VDC
- Output current: 8 A
- Dimming: DALI
- Dimensions: 153x50x23 mm
- Product weight: 0.12 Kg
- Operating temperature: -20 - +50°C
- IP rating: IP20
- Protection class: II



LINEARdrive Constant Voltage A9950211

eldoLED LIN211D1 0-10 VDC 1 channel 2 outputs

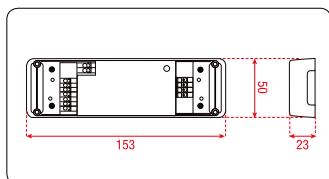
- Input voltage: 12 – 28 VDC
- Output current: 8 A
- Dimming: 0 – 10 VDC
- Dimensions: 153x50x23 mm
- Product weight: 0.12 Kg
- Operating temperature: -20 - +50°C
- IP rating: IP20
- Protection class: II



LINEARdrive Constant Voltage A9950212

eldoLED LIN212D1 DMX 1 channel 2 outputs

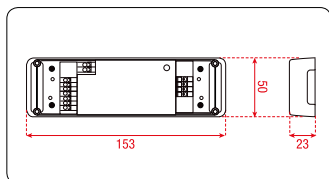
- Input voltage: 12 – 28 VDC
- Output current: 8 A
- Dimming: DMX
- Dimensions: 153x50x23 mm
- Product weight: 0.12 Kg
- Operating temperature: -20 - +50°C
- IP rating: IP20
- Protection class: II



LINEARdrive Constant Voltage A9950220

eldoLED LIN220D1 DALI 2 ballast 2 outputs

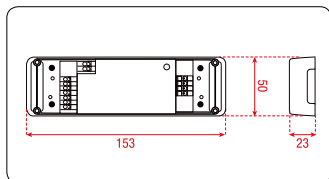
- Input voltage: 12 – 28 VDC
- Output current: 8 A
- Dimming: DALI
- Dimensions: 153x50x23 mm
- Product weight: 0.12 Kg
- Operating temperature: -20 - +50°C
- IP rating: IP20
- Protection class: II



NEW LINEARdrive Constant Voltage A9950222

eldoLED LIN222D1 DMX 2 channels 2 outputs

- Input voltage: 12 – 28 VDC
- Output current: 8 A
- Dimming: DMX
- Dimensions: 153x50x23 mm
- Product weight: 0.12 Kg
- Operating temperature: -20 - +50°C
- IP rating: IP20
- Protection class: II

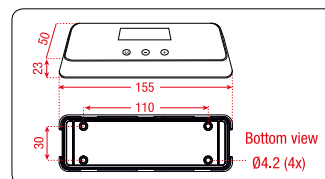




LINEARdrive Constant Voltage A9950050

eldoLED LIN180D DMX 4 channels 4 outputs

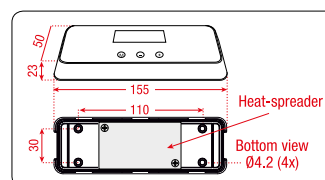
- Input voltage: 12 – 28 VDC
- Output current: 4x1.5 A
- Dimming: DMX
- Dimensions: 153x50x23 mm
- Product weight: 0.12 Kg
- Operating temperature: -20 - +50°C
- IP rating: IP20
- Protection class: II



LINEARdrive Constant Voltage A9950051

eldoLED LIN720D DALI/DMX 4 channels 4 outputs


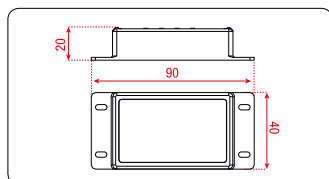
- Input voltage: 12 – 48 VDC
- Output current: 4x6 A
- Dimming: DALI, DMX
- Dimensions: 153x50x23 mm
- Product weight: 0.12 Kg
- Operating temperature: -20 - +50°C
- IP rating: IP20
- Protection class: II



LED DIM-1 MKII A9915041

1 channel

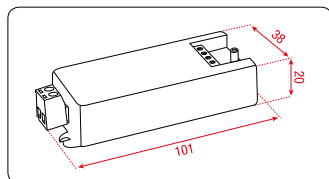
- Input voltage: 12 – 24 VDC
- Output current 12 VDC: 1x6 A (72 W)
- Output current 24 VDC: 1x4 A (96 W)
- Dimming: DMX, 0 – 10 VDC
- Dimensions: 90x40x20 mm
- Product weight: 0.15 Kg
- Operating temperature: 0 - +40°C
- IP rating: IP20



Play-I LED 1-10 VDC Dimmer A9915830

Constant voltage single color


- Input voltage: 12 – 36 VDC
- Output current: 8 A
- Channels: 1
- Dimming: 1 – 10 VDC
- Dimensions: 95x37x20 mm
- Operating temperature: -20 - +50°C
- IP rating: IP20




LED DIM-3 MKII A9915042

3 channels

- Input voltage: 12 – 24 VDC
- Output current 12 VDC: 3x1.66 A (60 W)
- Output current 24 VDC: 3x1.33 A (96 W)
- Dimming: DMX, 0 – 10 VDC
- Dimensions: 90x40x20 mm
- Product weight: 0.15 Kg
- Operating temperature: 0 - +40°C
- IP rating: IP20

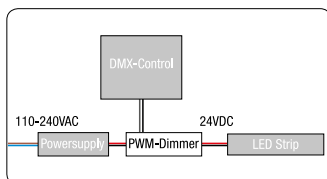




LED RGB DMX Controller A9915011

3 channels

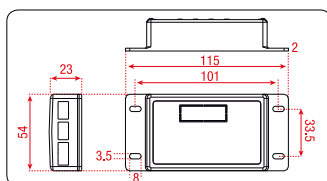
- Input voltage: 12 – 24 VDC
- Output current: 3x5 A
- RF connection: yes
- Dimming: DMX
- Dimensions: 175x45x35 mm
- Product weight: 0.3 Kg
- Operating temperature: -20 - +40°C
- IP rating: IP20
- Protection class: II



ART-3F A9915019

3 channels

- Input voltage: 12 – 24 VDC
- Output current: 3x2 A
- Infra-red connection: yes
- Dimming: DMX
- Dimensions: 115x54x23 mm
- Product weight: 0.15 Kg
- Operating temperature: 0 - +40°C
- IP rating: IP20
- Protection class: III





Play-III LED DMX Dimmer A9915850

Constant voltage multicolor

- Input voltage: 12 – 36 VDC
- Output current: 4x5 A
- Channels: 4
- Dimming: DMX
- Dimensions: 178x46x23 mm
- Operating temperature: -20 - +50°C
- IP rating: IP20



NEW Play-III DMX Din Rail Decoder A9915860

Constant voltage

- Input voltage: 12 – 36 VDC
- Output current: 4x5 A
- Channels: 4
- Dimming: DMX
- Dimensions: 106x53x65 mm
- Operating temperature: -20 - +50°C
- IP rating: IP20



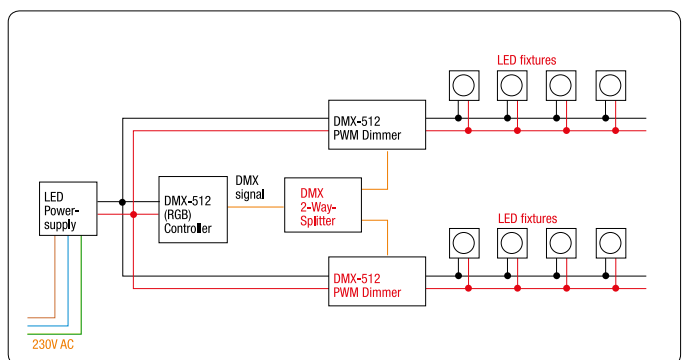
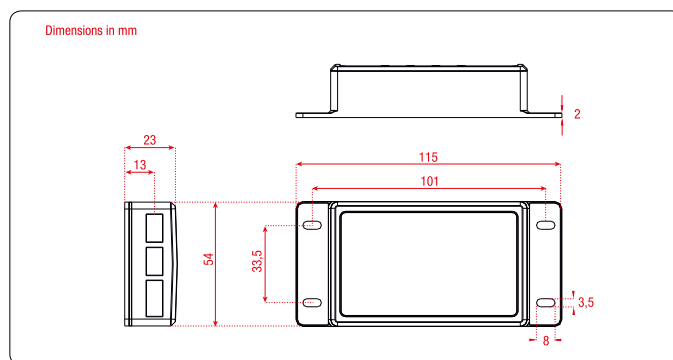
LED Dim Pro A9915040

4 channels

- Input voltage: 12 – 24 VDC
- Output current 12 VDC: max 20 A (240 W)
- Output current 24 VDC: max 20 A (480 W)
- Dimming: DMX, stand-alone
- PWM frequencies: 100 Hz, 2 kHz, 8 kHz, 16 kHz
- Dimensions: 195x140x80 mm
- Product weight: 0.85 Kg
- Operating temperature: 0 - +40°C
- IP rating: IP20

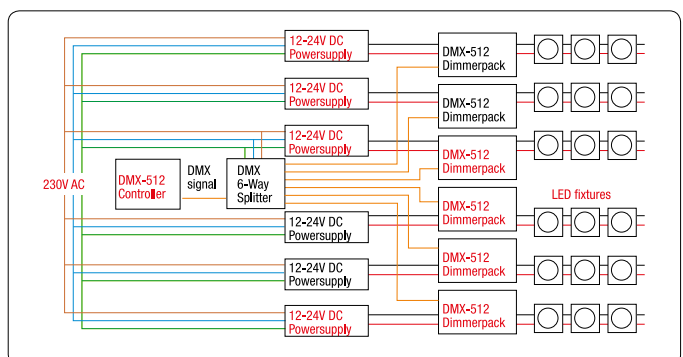
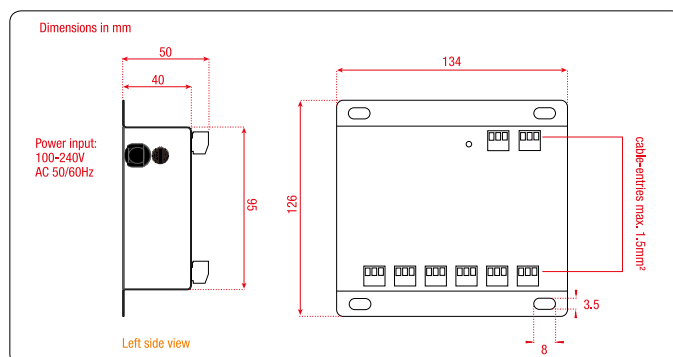
DS-2 A9915017 2-Way DMX Splitter

- Input voltage: 12 – 24 VDC
- Power thru: 6 A
- Dimming: DMX
- Dimensions: 115x54x23 mm
- Product weight: 0.055 Kg
- Operating temperature: 0 - +40°C
- IP rating: IP20
- Protection class: III



DS-6 A9915018 6-Way DMX Splitter

- Input voltage: 100 – 240 VAC
- Power consumption: 5 W
- Dimming: DMX
- Dimensions: 134x125x40 mm
- Product weight: 0.57 Kg
- Operating temperature: 0 - +40°C
- IP rating: IP20
- Protection class: II





Play-V RF Remote Control A9915800

Single color

- Input voltage: battery operated (included)
- Channels: 5
- RF connection: yes
- Operation frequency: 868 MHz
- Dimming range: 0.1 – 100 %
- IP rating: IP20



Play-V LED RF Receiver A9915810

Constant voltage single color

- Input voltage: 12 – 36 VDC
- Output current: 4x5 A
- Channels: 4
- RF connection: yes
- Operating frequency: 868 MHz
- Dimming range: 0.1 – 100 %
- Dimensions: 179x46x19 mm
- Operating temperature: -20 - +50°C
- IP rating: IP20





Play-V RF Receiver A9910035

Constant voltage single color

- Input voltage: 12 – 36 VDC
- Output current: 8 A
- Channels: 1
- RF connection: yes
- Operating frequency: 868 MHz
- Dimming range: 0.1 – 100 %
- Dimensions: 95x37x20 mm
- Operating temperature: -20 - +50°C
- IP rating: IP20



NEW Play-V RF Receiver Waterproof A9910036

Constant voltage single color

- Input voltage: 12 – 36 VDC
- Output current: 4x5 A
- Channels: 4
- RF connection: yes
- Operating frequency: 868 MHz
- Dimming: RF
- Dimensions: 181x74x38 mm
- Operating temperature: -20 - +50°C
- IP rating: IP66



Play-XV Wall Panel Single Zone RGBW RF-DMX A9990365

White

- Input voltage: 12 – 24 VDC
- RF connection: yes
- Channels: 4
- Dimming: DMX
- Dimensions: 86x86x41 mm
- Product weight: 0.2 Kg
- IP rating: IP20

NEW Play-XV Wall Panel RGBW WiFi-DMX A9990366

Black 4 zones


- Input voltage: 12 – 24 VDC
- WiFi connection: yes
- Channels: 4
- Dimming: DMX
- Dimensions: 86x86x41 mm
- Product weight: 0.2 Kg
- IP rating: IP20



NEW Play-XX Wall Panel RGBW RF-WiFi A9990375

White 4 zones


- Input voltage: 12 – 24 VDC
- WiFi connection: yes
- Channels: 4
- Dimming: RF
- Dimensions: 86x86x41 mm
- Product weight: 0.2 Kg
- IP rating: IP20



NEW Play-XV RF/WiFi Remote Control A9990380

RGBW 8 zones

- Input voltage: battery operated (excluded)
- Channels: 4
- RF connection: yes
- Operation frequency: 868 MHz
- IP rating: IP20





Play-XV RF Receiver A9910020

Constant voltage multicolor

- Input voltage: 12 – 36 VDC
- Output current: 4x5 A
- Channels: 4
- RF connection: yes
- Operating frequency: 868 MHz
- Dimming: RF
- Dimensions: 179x46x19 mm
- Operating temperature: -20 - +50°C
- IP rating: IP20



Play-XV RF-WiFi Receiver A9910025

Constant voltage multicolor

- Input voltage: 12 – 36 VDC
- Output current: 4x5 A
- Channels: 4
- RF connection: yes
- Operating frequency: 868 MHz
- Dimming: RF, WiFi
- Dimensions: 179x46x21 mm
- Operating temperature: -20 - +50°C
- IP rating: IP20



Play-XV RF to DMX Receiver A9910030

8 zones multicolor

- Input voltage: 100 – 220 VAC
- Channels: 4
- RF connection: yes
- Operating frequency: 868 MHz
- Dimming: RF to DMX
- Dimensions: 178x46x21 mm
- Operating temperature: -20 - +50°C
- IP rating: IP20

NEW Play-XV WiFi to DMX Receiver A9910031

8 zones multicolor

- Input voltage: 100 – 220 VAC
- Channels: 4
- RF connection: yes
- Operating frequency: 868 MHz
- Dimming: WiFi to DMX
- Dimensions: 178x46x21 mm
- Operating temperature: -20 - +50°C
- IP rating: IP20



NEW Play-XV RF Receiver Waterproof A9910026

Constant voltage multicolor

- Input voltage: 12 – 36 VDC
- Output current: 4x5 A
- Channels: 4
- RF connection: yes
- Operating frequency: 868 MHz
- Dimming: RF
- Dimensions: 181x74x38 mm
- Operating temperature: -20 - +50°C
- IP rating: IP66





Vigo Drive 1 A9915003
40 W

- Input voltage: 100 – 240 VAC
- Power consumption: 58 W
- Dimming: DMX, master/slave, stand-alone
- Channels: 1, 3, 4, 6, 8
- DMX addresses: 512
- Dimensions: 250x100x50 mm
- Product weight: 1 Kg
- IP rating: IP20



Vigo Drive 4 A9915002
160 W

- Input voltage: 100 – 240 VAC
- Power consumption: 165 W
- Dimming: DMX, master/slave, stand-alone
- Channels: 1, 3, 4, 6, 9, 12, 15
- DMX addresses: 512
- Dimensions: 323x225x68 mm
- Product weight: 2.8 Kg
- IP rating: IP20



Vigo Drive 16 A9915000
650 W


- Input voltage: 100 – 240 VAC
- Power consumption: 650 W
- Dimming: DMX, master/slave, stand-alone
- Channels: 1, 3, 4, 6, 9, 48, 51
- DMX addresses: 512
- Dimensions: 530x175x108 mm
- Product weight: 4.2 Kg
- IP rating: IP20



Porto DMX Coder A9915005
3 VDC

- Input voltage: battery 3 VDC
- Dimming: DMX
- Dimensions: 110x70x28 mm
- Product weight: 0.2 Kg
- IP rating: IP20





Connection device 3 poles A9920303

16 A

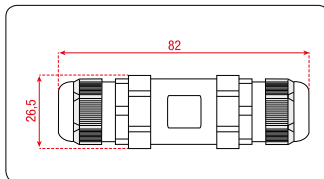
- Input voltage: 220 – 450 VAC, max 16 A
- Inner cable inductor entries: 3x3.5 mm²
- Outer cable min/max diameter: 5 – 13 mm
- Dimensions: Ø26.5x122 mm
- Product weight: 0.045 Kg
- IP rating: IP68



Connection device short 3 poles A9920302

16 A

- Input voltage: 220 – 450 VAC, max 16 A
- Inner cable inductor entries: 3x3.5 mm²
- Outer cable min/max diameter: 5 – 13 mm
- Dimensions: Ø26.5x85 mm
- Product weight: 0.07 Kg
- IP rating: IP68



Serial cable 1.5 m A9920587



Serial cable 3 m A9920588



Serial split cable A9920589



Serial cable M/F 40 cm A9920590

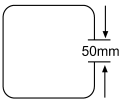

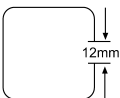

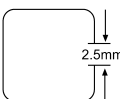

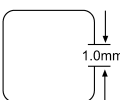
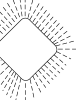
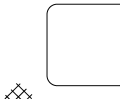

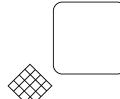


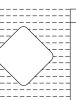
Open end female



Serial cable M/F 40 cm A9920591

Open end male



IP Ratings (Ingress Protection)			
IP54 = IP Letter Code ---- IP			
1st Digit ----- 5			
2nd Digit ----- 4			
1st Digit	Protection from solid objects	2nd Digit	Protection from moisture
0	Non protected	0	Non protected
1	 Protected against solid objects greater than 50mm	1	 Protected against dripping water
2	 Protected against solid objects greater than 12mm	2	 Protected against dripping water when tilted up to 15°
3	 Protected against solid objects greater than 2.5mm	3	 Protected against spraying water
4	 Protected against solid objects greater than 1.0mm	4	 Protected against splashing water
5	 Dust protected	5	 Protected against water jets
6	 Dust tight	6	 Protected against heavy seas
Note: EN 60529 does not specify sealing effectiveness against the following: mechanical damage of the equipment; the risk of explosions; certain types of moisture conditions, e.g. those that are produced by condensation; corrosive vapours; fungus; vermin		7	 Protected against the effects of immersion
		8	 Protected against submersion






Vestastraat 2, 6468 EX Kerkrade. The Netherlands.

Phone: +31 - (0)45-5667701

Fax: +31 - (0)45-5667709

E-mail: artecta@highlite.nl

Web: www.highlite.nl



Artecta is worldwide distributed by Highlite International B.V.
Information: www.highlite.nl